

RLL American Tilt

Fund objective

The fund aims to deliver returns in line with the benchmark, whilst reducing its carbon intensity and improving the ESG and Responsible Investment profile, relative to the benchmark.

Detailed fund information

Unit name RLL American Tilt

FE fundinfo Crown Rating 

Sector North America Equities

Domicile United Kingdom

Fund currency GBX

Unit currency GBX

Launch date 01-Mar-1984

Fund size (as at 31-Aug-2024) £1.9m

Primary asset class Equity

Inc / Acc Accumulating

Price and charges

Bid price (as at 31-Oct-2024) GBX
2308.40

Offer price (as at 31-Oct-2024) GBX
2430.00

Initial charge n/a

Annual charge 0.75%

Codes

Citicode SO01

ISIN GB0007831299

Management information

Fund manager Jane Coffey

Start date 01-Aug-2007

Address 80 Fenchurch Street, London
EC3M 4BY, United Kingdom

Tel 020 7506 6500 (Main Number)

Website www.rlam.com

Email BDsupport@rlam.co.uk

Past performance overview fund vs. sector



30/10/2019 - 30/10/2024 Powered by data from FE fundinfo

Cumulative performance (%)

	YTD	3m	6m	1y	3ys	5ys
RLL American Tilt	+17.0	+5.7	+8.9	+28.0	+30.6	+83.3
North America Equities	+14.2	+4.2	+7.2	+25.2	+22.2	+70.0

Discrete performance (%)

	YTD	2023	2022	2021	2020	2019
RLL American Tilt	+17.0	+16.7	-9.1	+25.8	+13.3	+23.0
North America Equities	+14.2	+15.1	-10.8	+22.8	+13.8	+21.5

Growth of £1000 over 3 years

Total return performance of the fund rebased to 1000. Your actual return would be reduced by the cost of buying and selling the fund, and inflation.



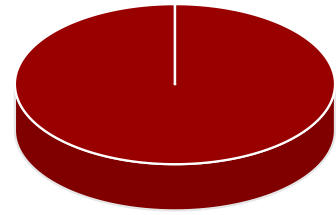
■ Fund

29/10/2021 - 31/10/2024 Powered by data from FE fundinfo

All prices in Pence Sterling (GBX) unless otherwise specified. Price performance figures are calculated on a bid price to bid price basis with net income (dividends) reinvested. Performance figures are shown in Sterling.

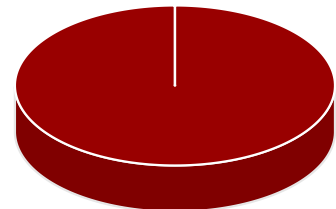
Asset allocation

Key	Rank	Asset class	% of Fund (31.08.2024)
A ■	1	North America Equities	100.0



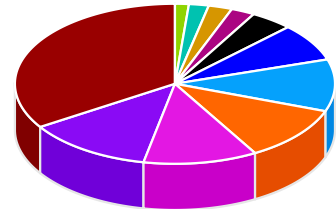
Regional breakdown

Key	Rank	Region	% of Fund (31.08.2024)
A ■	1	North America	100.0



Sector breakdown

Key	Rank	Sector	% of Fund (31.08.2024)
A ■	1	Technology	34.1
B ■	2	Consumer Discretionary	12.8
C ■	3	Health Care	11.5
D ■	4	Industrials	11.1
E ■	5	Financials	10.5
F ■	6	Other	7.6
G ■	7	Consumer Staples	4.3
H ■	8	Real Estate	2.4
I ■	9	Utilities	2.4
J ■	10	Telecommunications	2.0
K ■	11	Basic Materials	1.4



Top ten holdings

Rank	Holding	% of Fund (31.08.2024)
1	APPLE	6.5
2	MICROSOFT CORPORATION	6.1
3	NVIDIA CORPORATION	5.6
4	S&P500 EMINI SEP 24 Future Leg	3.8
5	ALPHABET INC	3.5
6	AMAZON.COM	3.3
7	META PLATFORMS	2.2
8	ELI LILLY AND COMPANY	1.6
9	BROADCOM	1.5