

OMR Invesco UK Opportunities (UK) Life

Fund objective

The OMR Invesco UK Opportunities (UK) fund invests solely in the Invesco UK Opportunities (UK) fund, a sub fund of the Invesco UK Investment Series, a UK authorised Investment Company with Variable Capital (ICVC), managed by Invesco Fund Managers Limited. The underlying fund aims to achieve long-term (5 years plus) capital growth by investing at least 80% of its assets in shares or other equity related securities of companies incorporated, domiciled or carrying out the main part of their economic activity in the UK. The underlying fund invests into a relatively small number of assets, or into individual countries or a specific market sector. Such concentrated portfolios give rise to more risk than where investments are spread across a larger number of assets, countries or market sectors. The underlying fund may be denominated in or hold assets in a currency other than Sterling. The performance of the fund may therefore rise and fall as a result of exchange rate fluctuations. Some of the investments in the underlying fund can be difficult to sell at times, which could affect the price of units/shares. The RLL unit-linked fund tracks the performance of the underlying retail fund, and is prefixed with the term "OMR" in order to distinguish it from the underlying retail fund. ... (Please refer to the Trustnet Factsheet or the Provider's Own Factsheet for the full Fund Objective)

Detailed fund information

Unit name OMR Invesco UK Opportunities (UK) Life

FE fundinfo Crown Rating ★★★★★

Sector UK All Companies

Domicile United Kingdom

Fund currency GBX

Unit currency GBX

Launch date 06-Jul-1987

Fund size (as at 30-Sep-2021) £22.3m

Primary asset class Equity

Inc / Acc Accumulating

Price and charges

Bid price (as at 26-Jun-2024) GBX 1178.70

Offer price (as at 26-Jun-2024) GBX 1240.70

Initial charge n/a

Annual charge n/a

Codes

Citicode UZ40

ISIN GB0008172883

Management information

Fund manager Martin Walker

Start date 01-Jun-2008

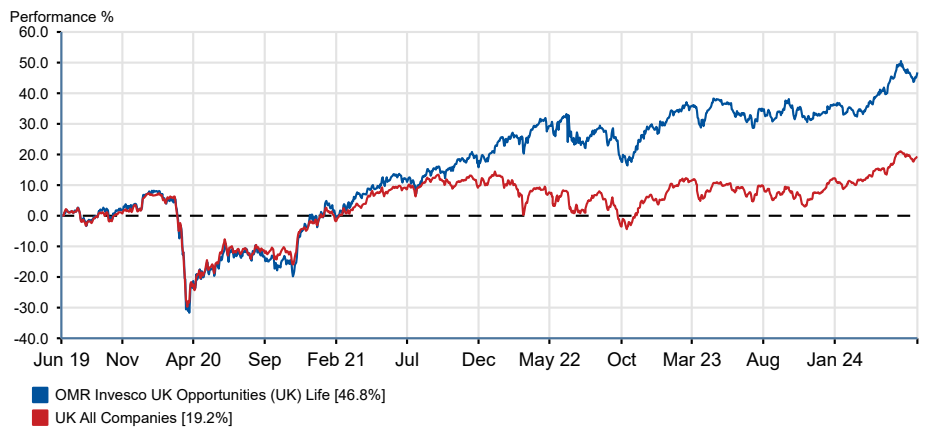
Address Old Mutual House, Portland Terrace, Southampton

Tel 0808 171 2626 (Main Number)

Website www.oldmutualwealth.co.uk

Email ask@omwealth.com

Past performance overview fund vs. sector



Cumulative performance (%)

	YTD	3m	6m	1y	3ys	5ys
OMR Invesco UK Opportunities (UK) Life	+7.8	+5.9	+7.8	+11.7	+31.0	+46.8
UK All Companies	+6.2	+3.9	+6.7	+12.2	+9.2	+19.2

Discrete performance (%)

	YTD	2023	2022	2021	2020	2019
OMR Invesco UK Opportunities (UK) Life	+7.8	+5.1	+7.0	+20.2	-6.2	+14.2
UK All Companies	+6.2	+6.7	-6.9	+13.6	-6.8	+18.3

Growth of £1000 over 3 years

Total return performance of the fund rebased to 1000. Your actual return would be reduced by the cost of buying and selling the fund, and inflation.



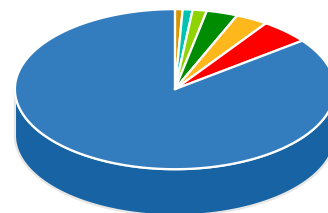
■ Fund

All prices in Pence Sterling (GBX) unless otherwise specified. Price performance figures are calculated on a bid price to bid price basis with net income (dividends) reinvested. Performance figures are shown in Sterling.

OMR Invesco UK Opportunities (UK) Life

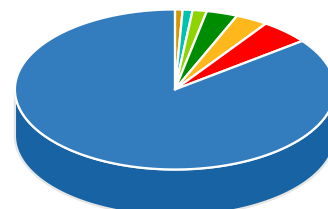
Asset allocation

Key	Rank	Asset class	% of Fund (31.05.2024)	% of Fund (30.04.2024)
A	1(1)	UK Equities	85.4	(86.0)
B	2(2)	French Equities	5.0	(5.4)
C	3(3)	Canadian Equities	3.3	(3.3)
D	4(4)	South African Equities	3.2	(2.2)
E	5(5)	American Emerging Equities	1.4	(1.6)
F	6(7)	Money Market	1.0	(0.7)
G	7(6)	Irish Equities	0.8	(0.9)



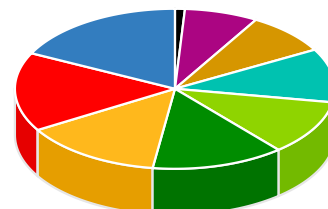
Regional breakdown

Key	Rank	Region	% of Fund (31.05.2024)	% of Fund (30.04.2024)
A	1(1)	UK	85.4	(86.0)
B	2(2)	France	5.0	(5.4)
C	3(3)	Canada	3.3	(3.3)
D	4(4)	South Africa	3.2	(2.2)
E	5(5)	Bermuda	1.4	(1.6)
F	6(7)	Money Market	1.0	(0.7)
G	7(6)	Ireland	0.8	(0.9)



Sector breakdown

Key	Rank	Sector	% of Fund (31.05.2024)	% of Fund (30.04.2024)
A	1(1)	Consumer Staples	17.7	(16.8)
B	2(2)	Financials	15.9	(15.8)
C	3(3)	Energy	14.2	(15.1)
D	4(4)	Health Care	13.4	(13.8)
E	5(5)	Industrials	11.1	(11.1)
F	6(6)	Utilities	10.8	(11.0)
G	7(7)	Basic Materials	8.4	(8.7)
H	8(8)	Consumer Discretionary	7.5	(7.0)
I	9(9)	Cash	1.0	(0.7)



Top ten holdings

Rank	Holding	% of Fund (31.05.2024)	% of Fund (30.04.2024)
1(1)	Shell	6.4	6.7
2(2)	BP	5.9	6.5
3(3)	AstraZeneca	4.9	5.0
4(5)	Unilever	3.9	3.8
5(4)	Natwest	3.7	3.9
6(6)	Lloyds Banking	3.7	3.5
7(8)	Imperial Brands	3.5	3.4
8(7)	Sanofi	3.2	3.4
9(-)	Anglo American	3.2	-
10(10)	SSE	3.1	3.0