



Aegon Sustainable Equity B Acc GBP

What is the Fund's objective?

To exploit special investment situations and opportunities throughout the world by investing globally. A maximum of 5% of the Net Asset Value of the Scheme Property of the Fund may be invested in units or shares of such other collective investment schemes. The Fund may also hold cash and near cash.

Cumulative Performance




	3m	6m	1yr	3yrs	5yrs
 Aegon Sustainable Equity B Acc GBP	+1.8	+7.9	+21.4	-19.3	+21.8
 IA Global	+1.5	+3.5	+17.8	+17.1	+56.7
Rank within sector	222 / 557	26 / 553	172 / 540	472 / 486	389 / 410
Quartile	2	1	2	4	4

Fund Information

Sector	IA Global
Asset Class	Equity
Launch Date	30-Oct-1987
Fund Size	£188.9m / \$246.2m (31-Aug-2024)
Fund Manager	Malcolm McPartlin Claire Marwick

How does FE fundinfo rate this fund?

FE fundinfo Crown Rating	
Risk Score	151

Investment Details

Initial Charge	0.00%
Annual Charges	0.75%
Note to charges	n/a
Minimum Initial Investment	£ 500
Minimum Additional Investment	£ 100
Dividend Policy	Aug 01 (Final)

Prices

Unit Type	ACC
Mid	282.30(GBX)
Price Date	11 Oct 2024
Yield	0.20

Codes

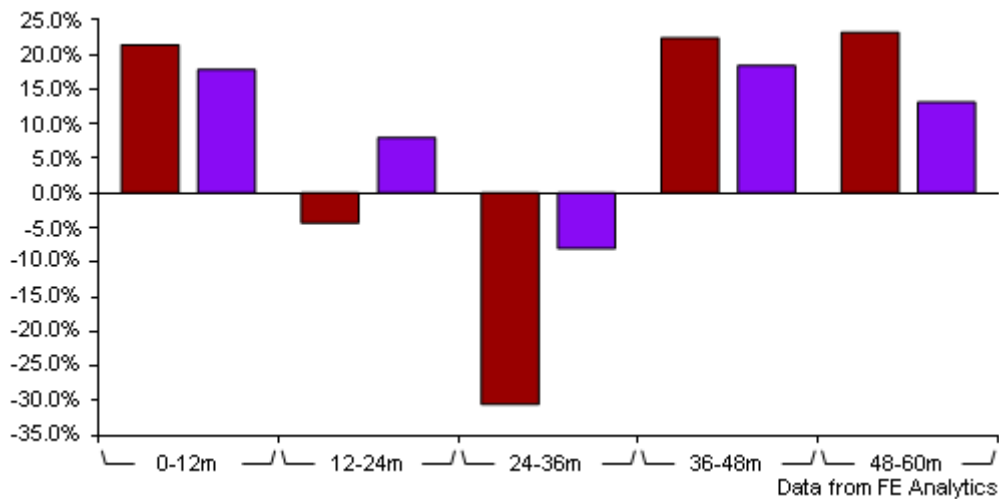
Citicode	SN49
SEDOL	0727451
ISIN	GB0007274516

Contact Details

Address	3, Lochside Crescent, EDINBURGH, EH12 9SA
Telephone numbers	8003583009 (Main Number)
Website	www.aegonam.com

Aegon Sustainable Equity B Acc GBP

Discrete Performance



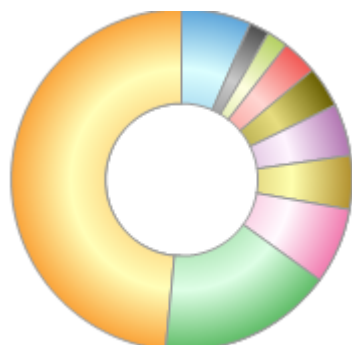
	0-12m	12m-24m	24m-36m	36m-48m	48m-60m
■ Aegon Sustainable Equity B Acc GBP	+21.4	-4.3	-30.5	+22.4	+23.2
■ IA Global	+17.8	+8.0	-8.0	+18.4	+13.1
Rank within sector	172 / 540	480 / 519	476 / 486	100 / 441	75 / 409
Quartile	2	4	4	1	1

All prices in Pence Sterling (GBX) unless otherwise specified. Price total return performance figures are calculated on a bid price to bid price basis (mid to mid for OEICs) with net income (dividends) reinvested. Performance figures are shown in Pound Sterling (GBP).

Aegon Sustainable Equity B Acc GBP

Asset Allocation (30 Aug 2024)

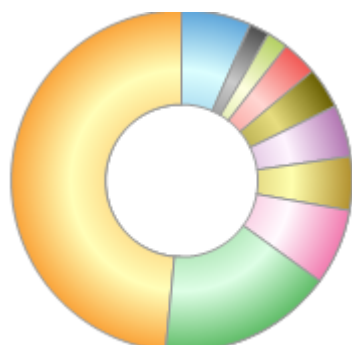
Rank	Asset Classes	%
1	US Equities	48.48
2	UK Equities	16.54
3	Taiwanese Equities	7.15
4	Japanese Equities	5.12
5	Italian Equities	4.90
6	Swiss Equities	3.93
7	Irish Equities	3.37
8	Danish Equities	2.03
9	Indian Equities	1.93
10	Others	6.55



Powered by data from FE fundinfo

Regional Breakdown (30 Aug 2024)

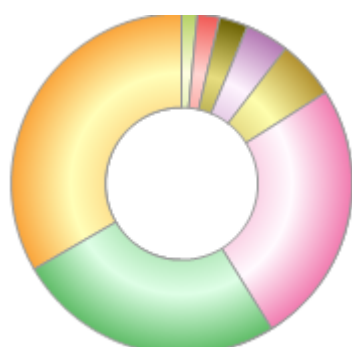
Rank	Regions	%
1	USA	48.48
2	UK	16.54
3	Taiwan	7.15
4	Japan	5.12
5	Italy	4.90
6	Switzerland	3.93
7	Ireland	3.37
8	Denmark	2.03
9	India	1.93
10	Others	6.55



Powered by data from FE fundinfo

Sector Breakdown (31 Jul 2024)

Rank	Sectors	%
1	Information Technology	31.70
2	Industrials	24.20
3	Health Care	23.90
4	Utilities	5.30
5	Financials	3.90
6	Real Estate	2.60
7	Communication Services	2.00
8	Consumer Discretionary	1.40



Powered by data from FE fundinfo

Top Holdings (30 Aug 2024)

Rank	Largest Holdings	%
1	NVIDIA CORP	5.74
2	TAIWAN SEMICONDUCTOR MANUFAC	4.57

Aegon Sustainable Equity B Acc GBP

Rank	Largest Holdings	%
3	RELX PLC	3.64
4	DYNATRACE INC	3.55
5	ICON PLC	3.37
6	TETRA TECH INC	3.31
7	XYLEM INC	3.26
8	KEYENCE CORP	3.21
9	AMERICAN TOWER CORP	3.13
10	ASTRAZENECA PLC	3.10