



PXCA International Life

Fund objective

Growth

Detailed fund information

Unit name PXCA International Life

FE fundinfo Crown Rating



Sector Global Equities

Domicile United Kingdom

Fund currency GBX

Unit currency GBX

Launch date 01-Jan-1982

Fund size n/a

Primary asset class Equity

Inc / Acc Accumulating

Price and charges

Bid price (as at 17-Feb-2026) GBX
1993.20

Offer price (as at 17-Feb-2026) GBX
2098.10

Initial charge n/a

Annual charge 1.50%

Codes

Citicode AJ13

ISIN GB0002158375

Management information

Fund manager Phoenix Life CA Limited

Start date 28-May-2008

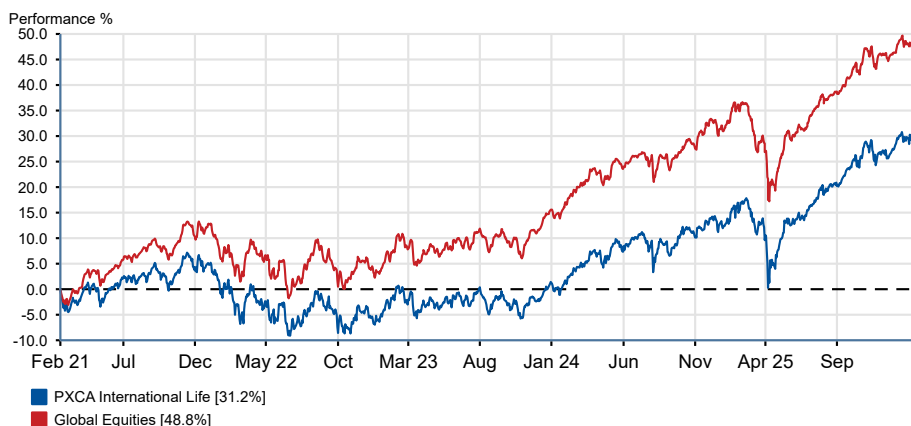
Address Phoenix Life CA Limited, 1
Wythall Green Way, Wythall
Birmingham

Tel 0345 072 0223 (Main Number)

Website <http://www.phoenixlife.co.uk>

Email
customerservice@phoenixlifesupport.co.uk

Past performance overview fund vs. sector



17/02/2021 - 17/02/2026 Powered by data from FE fundinfo

Cumulative performance (%)

	YTD	3m	6m	1y	3ys	5ys
PXCA International Life	+2.4	+2.8	+8.4	+11.1	+30.9	+30.5
Global Equities	+1.6	+3.1	+7.8	+9.1	+34.6	+49.6

Discrete performance (%)

	YTD	2025	2024	2023	2022	2021
PXCA International Life	+2.4	+13.9	+10.4	+7.4	-9.8	+9.9
Global Equities	+1.6	+11.8	+13.3	+11.6	-8.1	+16.6

Growth of £1000 over 3 years

Total return performance of the fund rebased to 1000. Your actual return would be reduced by the cost of buying and selling the fund, and inflation.



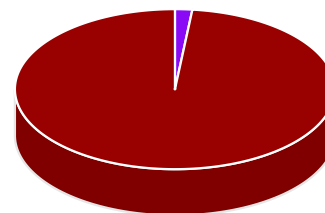
■ Fund

17/02/2023 - 17/02/2026 Powered by data from FE fundinfo

All prices in Pence Sterling (GBX) unless otherwise specified. Price performance figures are calculated on a bid price to bid price basis with net income (dividends) reinvested. Performance figures are shown in Sterling.

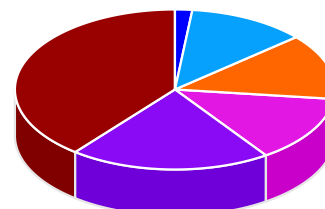
Asset allocation

Key	Rank	Asset class	% of Fund (28.11.2025)	% of Fund (29.08.2025)
A	1(1)	International Equities	98.3	(98.8)
B	2(2)	Money Market	1.7	(1.2)



Regional breakdown

Key	Rank	Region	% of Fund (28.11.2025)	% of Fund (29.08.2025)
A	1(1)	North America	39.3	(38.6)
B	2(2)	Europe	20.3	(20.5)
C	3(3)	Japan	13.5	(14.7)
D	4(4)	Emerging Markets	13.2	(12.9)
E	5(5)	Far East	11.9	(12.0)
F	6(6)	Money Market	1.7	(1.2)



Sector breakdown

No Breakdown Data available

Top ten holdings

Rank	Holding	% of Fund (28.11.2025)	% of Fund (29.08.2025)
1(1)	PXCA North American Fund	39.3	38.6
2(2)	PXCA European Fund	20.3	20.5
3(3)	PXCA Japan Fund	13.5	14.7
4(4)	PXCA Emerging Markets Fund	13.2	12.9
5(5)	PXCA Far East Fund	11.9	12.0
6(6)	PXCA Deposit Pool	1.6	1.1