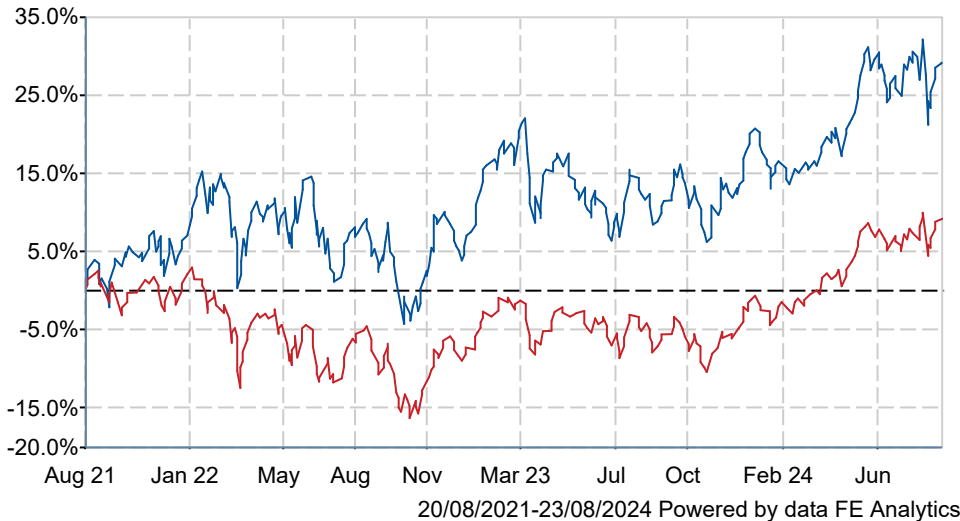


Schroder Recovery Z Acc

What is the Fund's objective?

The Fund aims to provide capital growth in excess of the FTSE All Share (Gross Total Return) Index (after fees have been deducted) over a three to five year period by investing in equity and equity related securities of UK companies that have suffered a severe setback in either share price or profitability.

Cumulative Performance




	3m	6m	1yr	3yrs	5yrs
■ Schroder Recovery Z Acc	-0.3	+11.5	+19.0	+29.1	+51.9
■ IA UK All Companies	+0.9	+10.2	+18.1	+8.2	+30.7
Rank within sector	198 / 231	69 / 231	97 / 229	26 / 223	18 / 211
Quartile	4	2	2	1	1

Fund Information

Sector	IA UK All Companies
Asset Class	Equity
Launch Date	05-May-1970
Fund Size	£904.5m / \$1,183.6m (23-Aug-2024)
Fund Manager	Andrew Lyddon Nick Kirrage

How does FE fundinfo rate this fund?

FE fundinfo Crown Rating	
Risk Score	136

Other ratings

Morningstar Analyst Rating	
----------------------------	---

Investment Details

Initial Charge	0.00%
Annual Charges	0.91%
Note to charges	Initial Charges: max.;
Minimum Initial Investment	£ 50,000
Minimum Additional Investment	£ 10,000
Dividend Policy	Jul 16 (Final)

Prices

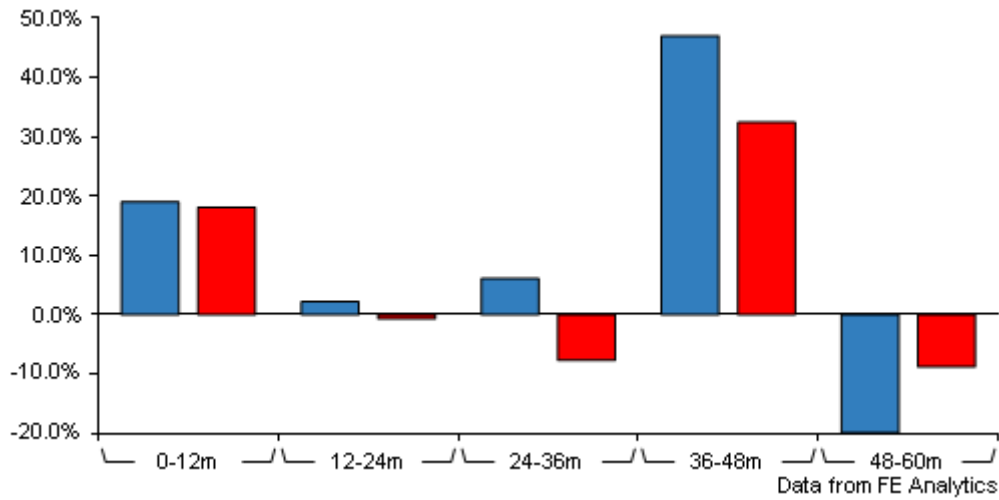
Unit Type	ACC
Mid	157.80(GBX)
Price Date	23 Aug 2024
Yield	3.23

Codes

Citicode	05A0
SEDOL	B3VVG60
ISIN	GB00B3VVG600

Schroder Recovery Z Acc

Discrete Performance



	0-12m	12m-24m	24m-36m	36m-48m	48m-60m
■ Schroder Recovery Z Acc	+19.0	+2.2	+6.1	+47.0	-19.9
■ IA UK All Companies	+18.1	-0.7	-7.7	+32.4	-8.8
Rank within sector	97 / 229	32 / 228	33 / 223	21 / 218	201 / 211
Quartile	2	1	1	1	4

All prices in Pence Sterling (GBX) unless otherwise specified. Price total return performance figures are calculated on a bid price to bid price basis (mid to mid for OEICs) with net income (dividends) reinvested. Performance figures are shown in Pound Sterling (GBP).

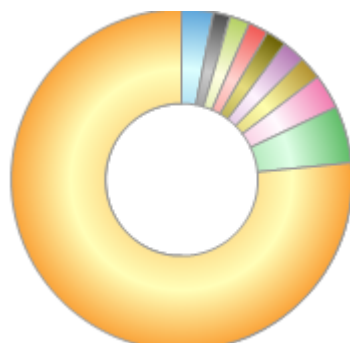
Contact Details

Address	1 London Wall Place, London, EC2Y 5AU
Telephone numbers	44 (0)20 7658 6000 (Main Number)
Website	www.schroders.co.uk

Schroder Recovery Z Acc

Asset Allocation (31 Jul 2024)

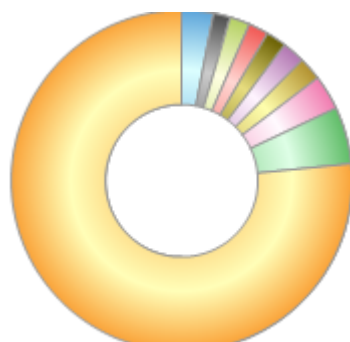
Rank	Asset Classes	%
1	UK Equities	76.58
2	US Equities	5.35
3	Money Market	3.34
4	Australian Equities	2.18
5	South African Equities	2.15
6	German Equities	1.92
7	Irish Equities	1.92
8	African Equity	1.91
9	Italian Equities	1.64
10	Others	3.01



Powered by data from FE fundinfo

Regional Breakdown (31 Jul 2024)

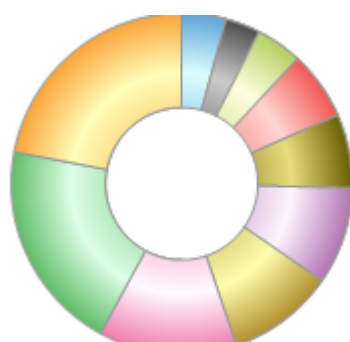
Rank	Regions	%
1	United Kingdom	76.58
2	United States	5.35
3	Liquid Assets	3.34
4	Australia	2.18
5	South Africa	2.15
6	Germany	1.92
7	Ireland	1.92
8	Nigeria	1.91
9	Italy	1.64
10	Others	3.01



Powered by data from FE fundinfo

Sector Breakdown (31 Jul 2024)

Rank	Sectors	%
1	Financials	21.99
2	Consumer Discretionary	20.14
3	Industrials	13.09
4	Consumer Staples	10.16
5	Energy	9.19
6	Basic Materials	7.01
7	Telecommunications	6.48
8	Real Estate	4.36
9	Liquid Assets	3.34
10	Others	4.24



Powered by data from FE fundinfo

Top Holdings (31 Jul 2024)

Rank	Largest Holdings	%
1	Barclays PLC	3.16
2	Lloyds Banking Group PLC	2.79

Schroder Recovery Z Acc

Rank	Largest Holdings	%
3	NatWest Group PLC	2.73
4	Hammerson PLC	2.59
5	Vodafone Group PLC	2.52
6	Travis Perkins PLC	2.40
7	ITV PLC	2.35
8	Rio Tinto PLC	2.18
9	British American Tobacco PLC	2.16
10	HSBC Holdings PLC	2.08