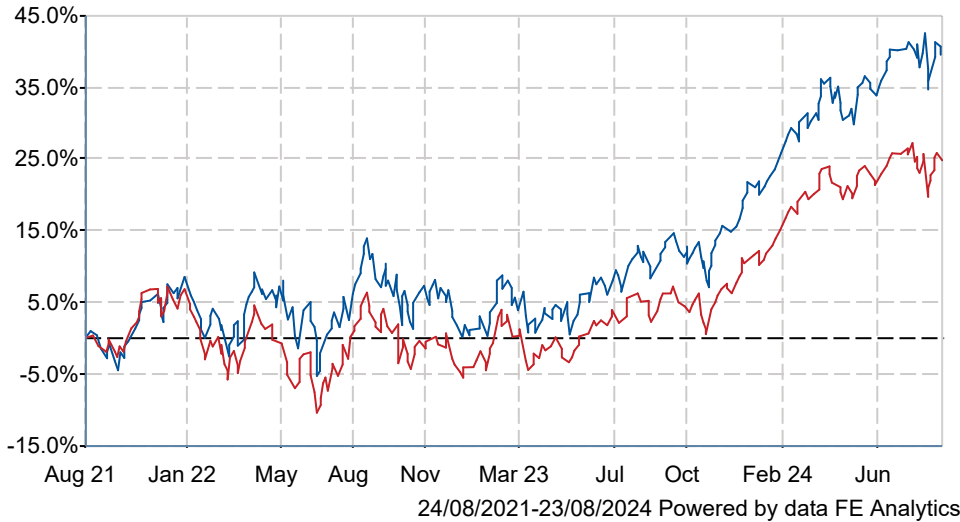


CT North American Equity 2 Acc

What is the Fund's objective?

The Fund aims to achieve a combination of capital growth and income.


Cumulative Performance



	3m	6m	1yr	3yrs	5yrs
CT North American Equity 2 Acc	+2.9	+7.2	+27.3	+40.1	+86.7
IA North America	+1.6	+4.7	+20.5	+25.3	+75.3
Rank within sector	60 / 253	30 / 252	31 / 250	10 / 229	77 / 202
Quartile	1	1	1	1	2

Sector	IA North America
Asset Class	Equity
Launch Date	15-Oct-1984
Fund Size	£142.4m / \$187.9m (23-Aug-2024)
Fund Manager	Systematic Factor team

How does FE fundinfo rate this fund?

FE fundinfo Crown Rating	
Risk Score	114

Investment Details

Initial Charge	0.00%
Annual Charges	0.75%
Note to charges	n/a
Minimum Initial Investment	£ 500,000
Minimum Additional Investment	£ 500,000
Dividend Policy	May 01 (Final)

Prices

Unit Type	ACC
Mid	1352.00(GBX)
Price Date	23 Aug 2024
Yield	0.40

Codes

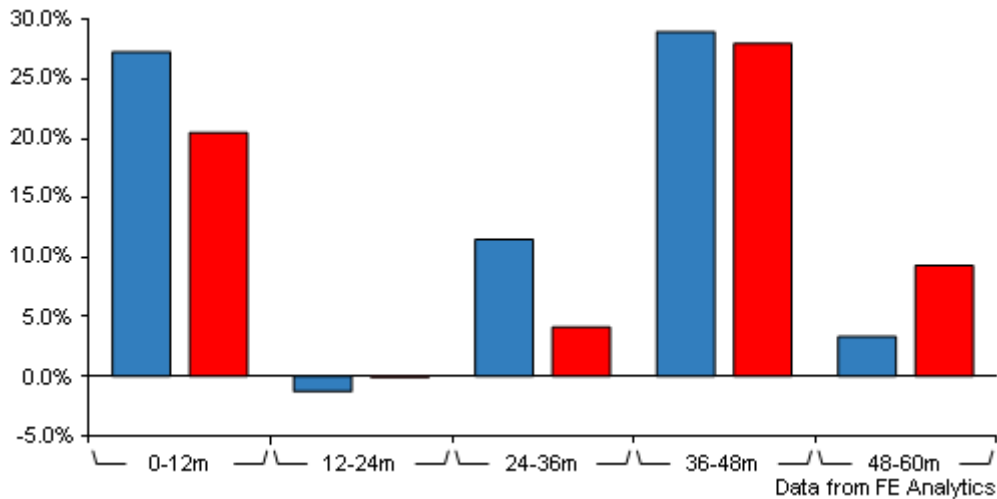
Citicode	QM42
SEDOL	3028151
ISIN	GB0030281512

Contact Details

Address	Cannon Place, 78 Cannon Street, London, EC4N 6AG
Telephone numbers	0345 600 3030 (Main Number)
Website	www.columbiathreadneedle.co.uk
Email	invest@columbiathreadneedle.com

CT North American Equity 2 Acc

Discrete Performance



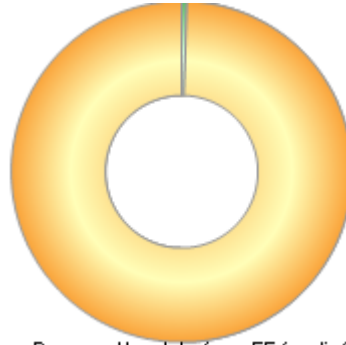
	0-12m	12m-24m	24m-36m	36m-48m	48m-60m
CT North American Equity 2 Acc	+27.3	-1.3	+11.5	+29.0	+3.3
IA North America	+20.5	-0.1	+4.1	+28.0	+9.3
Rank within sector	31 / 250	151 / 243	50 / 229	74 / 215	156 / 202
Quartile	1	3	1	2	4

All prices in Pence Sterling (GBX) unless otherwise specified. Price total return performance figures are calculated on a bid price to bid price basis (mid to mid for OEICs) with net income (dividends) reinvested. Performance figures are shown in Pound Sterling (GBP).

CT North American Equity 2 Acc

Asset Allocation (31 Jul 2024)

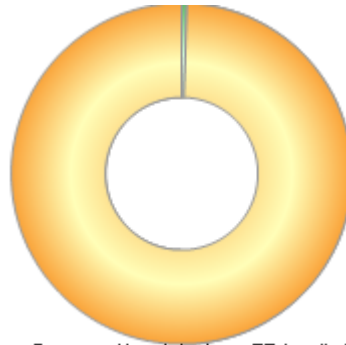
Rank	Asset Classes	%
1	North America Equities	99.50
2	Cash	0.50



Powered by data from FE fundinfo

Regional Breakdown (31 Jul 2024)

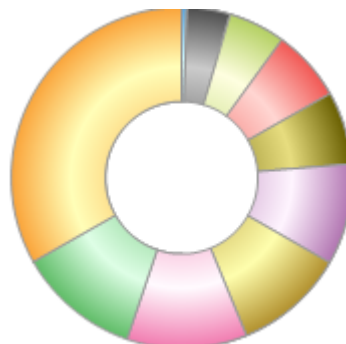
Rank	Regions	%
1	North America	99.50
2	Cash	0.50



Powered by data from FE fundinfo

Sector Breakdown (31 Jul 2024)

Rank	Sectors	%
1	Technology	33.20
2	Consumer Discretionary	11.60
3	Financials	11.40
4	Consumer Staples	10.50
5	Health Care	9.60
6	Other	6.90
7	Industrials	6.80
8	Energy	5.40
9	Telecommunications	4.10
10	Cash	0.50



Powered by data from FE fundinfo

Top Holdings (31 Jul 2024)

Rank	Largest Holdings	%
1	Apple Inc	6.20
2	Microsoft Corp	5.00

CT North American Equity 2 Acc

Rank	Largest Holdings	%
3	Alphabet Inc	4.50
4	NVIDIA Corp	4.30
5	Amazon.com Inc	2.40
6	AbbVie Inc	2.10
7	Salesforce Inc	2.00
8	Lennar Corp	1.90
9	Linde PLC	1.90
10	Comcast Corp	1.90