

FNW Artemis UK Smaller Companies

Fund objective

To grow capital over a five year period.

Detailed fund information

Unit name FNW Artemis UK Smaller Companies

FE fundinfo Crown Rating 

Sector UK Smaller Companies

Domicile United Kingdom

Fund currency GBX

Unit currency GBX

Launch date 18-Nov-2005

Fund size (as at 30-Sep-2024) £0.4m

Primary asset class Equity

Inc / Acc Accumulating

Price and charges

Mid price (as at 31-Oct-2024) GBX 268.00

Initial charge 0.00%

Annual charge 2.35%

Codes

Citicode RU20

ISIN GB00B3KN4297

Management information

Fund manager Mark Niznik

Start date 22-Oct-2007

Fund manager William Tamworth

Start date 31-Mar-2016

Address Oakhill House, 130 Tonbridge Road, Hildenborough, Tonbridge, Kent

Tel 0800 99 55 11 (Main Number)

Website <http://www.fidelity.co.uk>

Email salesteam@fundsnetwork.co.uk

Past performance overview fund vs. sector



30/10/2019 - 30/10/2024 Powered by data from FE fundinfo

Cumulative performance (%)

	YTD	3m	6m	1y	3ys	5ys
FNW Artemis UK Smaller Companies	+7.6	-4.7	+5.1	+20.8	+3.9	+21.3
UK Smaller Companies	+7.0	-5.3	+3.2	+20.4	-18.4	+10.0

Discrete performance (%)

	YTD	2023	2022	2021	2020	2019
FNW Artemis UK Smaller Companies	+7.6	+3.1	-7.8	+25.4	-14.6	+23.3
UK Smaller Companies	+7.0	+0.9	-24.6	+17.2	+3.5	+24.1

Growth of £1000 over 3 years

Total return performance of the fund rebased to 1000. Your actual return would be reduced by the cost of buying and selling the fund, and inflation.



■ Fund

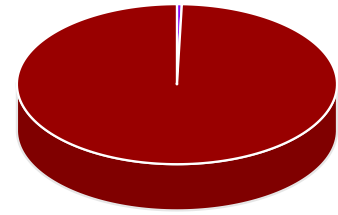
29/10/2021 - 31/10/2024 Powered by data from FE fundinfo

All prices in Pence Sterling (GBX) unless otherwise specified. Price performance figures are calculated on a bid price to bid price basis with net income (dividends) reinvested. Performance figures are shown in Sterling.

FNW Artemis UK Smaller Companies

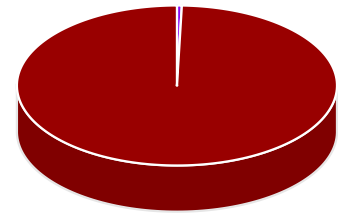
Asset allocation

Key	Rank	Asset class	% of Fund (30.06.2024)
A	1	UK Equities	99.5
B	2	Money Market	0.5



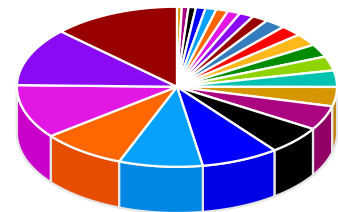
Regional breakdown

Key	Rank	Region	% of Fund (30.06.2024)
A	1	UK	99.5
B	2	Cash & Cash Equivalents	0.5



Sector breakdown

Key	Rank	Sector	% of Fund (30.06.2024)
A	1	Financial Services	12.9
B	2	Software	11.8
C	3	Industrials	10.9
D	4	Media	8.6
E	5	Travel	8.5
F	6	Building & Construction	7.8
G	7	Retailers - General	5.7
H	8	Aerospace & Defence	4.9
I	9	Food Producers	3.9
J	10	Telecommunications Utilities	3.3
K	11	Real Estate	2.9
L	12	Household Goods	2.6
M	13	Biotechnology/Medical	2.5
N	14	Beverages	2.2
O	15	Electronic & Electrical Equipment	2.1
P	16	Banks	1.6
Q	17	Hardware	1.5
R	18	Transport	1.3
S	19	Healthcare & Medical Products	1.2
T	20	Oil & Gas	1.1
U	21	Consumer Goods	1.0
V	22	Health & Household	0.7
W	23	Mineral Extraction	0.7
X	24	Money Market	0.5



Top ten holdings

Rank	Holding	% of Fund (30.06.2024)
1	ALPHA GROUP INTERNATIONAL PL	2.8
2	Serco Group	2.6
3	MONY Group Plc	2.5
4	GB GROUP PLC ORD GBP0.025	2.5
5	WILMINGTON PLC COMMON STOCK GBP 5	2.5
6	NCC Group	2.4
7	MOONPIG GROUP PLC	2.3
8	BRITVIC PLC	2.2
9	Mears Group	2.1
10	QINETIQ GROUP PLC	2.0