

BNY Mellon Global High Yield Bond Inst W Acc

What is the Fund's objective?

To achieve income over the medium term (3-5 years).



Cumulative Performance



| | 3m | 6m | 1yr | 3yrs | 5yrs |
|--|--------|---------|---------|---------|---------|
| ■ BNY Mellon Global High Yield Bond Inst W Acc | +3.1 | +5.9 | +14.5 | -0.4 | +8.1 |
| ■ IA Sterling High Yield | +2.6 | +5.7 | +14.3 | +7.8 | +18.2 |
| Rank within sector | 8 / 30 | 17 / 30 | 20 / 29 | 29 / 29 | 26 / 26 |
| Quartile | 1 | 3 | 3 | 4 | 4 |

| | |
|--------------|-----------------------------------|
| Sector | IA Sterling High Yield |
| Asset Class | Fixed Interest |
| Launch Date | 02-Oct-2000 |
| Fund Size | £59.0m / \$76.6m (30-Sep-2024) |
| Fund Manager | Scott Freedman Ashwin Palta |

How does FE fundinfo rate this fund?

| | |
|--------------------------|---|
| FE fundinfo Crown Rating |  |
| Risk Score |  |

Investment Details

| | |
|-------------------------------|--|
| Initial Charge | 0.00% |
| Annual Charges | 0.50% |
| Note to charges | Initial Charges: max.; |
| Minimum Initial Investment | £ 500,000 |
| Minimum Additional Investment | n/a |
| Dividend Policy | Jan 01 (Final), Feb 01, Mar 01, Apr 01, May 01, Jun 01, Jul 01, Aug 01, Sep 01, Oct 01, Nov 01, Dec 01 |

Prices

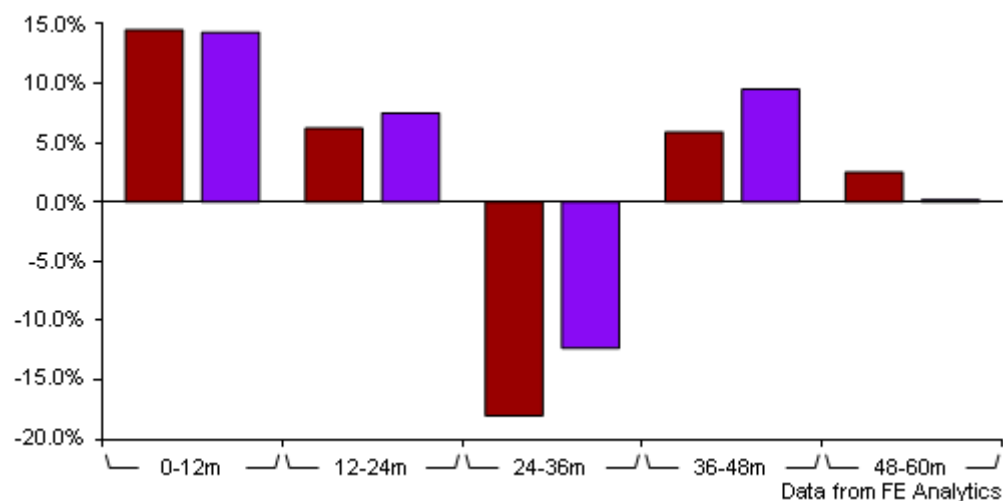
| | |
|------------|-------------|
| Unit Type | ACC |
| Mid | 150.35(GBX) |
| Price Date | 31 Oct 2024 |
| Yield | 6.17 |

Codes

| | |
|----------|--------------|
| Citicode | GP1S |
| SEDOL | B7KWF21 |
| ISIN | GB00B7KWF216 |

BNY Mellon Global High Yield Bond Inst

W Acc



| | 0-12m | 12m-24m | 24m-36m | 36m-48m | 48m-60m |
|--|---------|---------|---------|---------|---------|
| BNY Mellon Global High Yield Bond Inst W Acc | +14.5 | +6.2 | -18.0 | +5.9 | +2.5 |
| IA Sterling High Yield | +14.3 | +7.5 | -12.3 | +9.5 | +0.2 |
| Rank within sector | 20 / 29 | 17 / 29 | 28 / 29 | 23 / 27 | 3 / 26 |
| Quartile | 3 | 3 | 4 | 4 | 1 |

All prices in Pence Sterling (GBX) unless otherwise specified. Price total return performance figures are calculated on a bid price to bid price basis (mid to mid for OEICs) with net income (dividends) reinvested. Performance figures are shown in Pound Sterling (GBP).

Contact Details

Address BNY Mellon Centre, 160 Queen Victoria Street, London, EC4V 4LA

Telephone numbers 0207 163 8888 (Main Number)

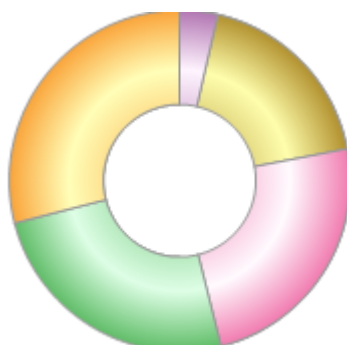
Website www.bnymellonim.com

Email salessupport@bnymellon.com

BNY Mellon Global High Yield Bond Inst W Acc

Asset Allocation (30 Sep 2024)

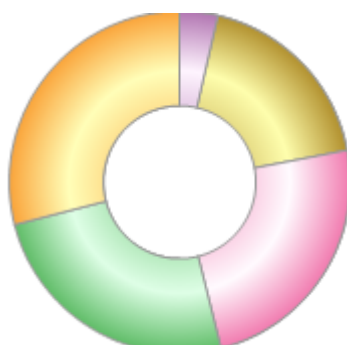
| Rank | Asset Classes | % |
|------|---|-------|
| 1 | European High Yield Fixed Interest | 29.01 |
| 2 | UK High Yield Fixed Interest | 24.92 |
| 3 | North American High Yield Fixed Interest | 24.06 |
| 4 | Other International High Yield Fixed Interest | 18.44 |
| 5 | Money Market | 3.57 |
| | | |
| | | |
| | | |
| | | |



Powered by data from FE fundinfo

Regional Breakdown (30 Sep 2024)

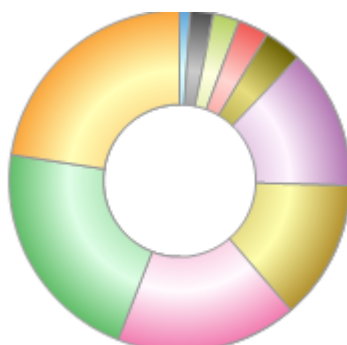
| Rank | Regions | % |
|------|---------------|-------|
| 1 | Europe | 29.01 |
| 2 | UK | 24.92 |
| 3 | North America | 24.06 |
| 4 | Others | 18.44 |
| 5 | Cash | 3.57 |
| | | |
| | | |
| | | |
| | | |



Powered by data from FE fundinfo

Sector Breakdown (30 Sep 2024)

| Rank | Sectors | % |
|------|-----------------------------|-------|
| 1 | Others | 22.62 |
| 2 | Consumer | 21.56 |
| 3 | Industrial | 17.19 |
| 4 | Finance | 13.29 |
| 5 | Telecommunications | 13.25 |
| 6 | Cash | 3.57 |
| 7 | Technology | 2.91 |
| 8 | Utility | 2.47 |
| 9 | Media | 2.16 |
| 10 | Asset Backed/Securitisation | 0.97 |



Powered by data from FE fundinfo

Top Holdings (30 Sep 2024)

| Rank | Largest Holdings | % |
|------|-------------------------------|------|
| 1 | Petrobras Global Finance B.V. | 2.14 |

BNY Mellon Global High Yield Bond Inst

W Acc

| | | |
|----|----------------------------|------|
| 2 | ISHARES USD H/Y CORP BOND | 1.78 |
| 3 | Vodafone Group plc | 1.72 |
| 4 | Brazil (Republic of) | 1.43 |
| 5 | Iron Mountain Incorporated | 1.29 |
| 6 | Jerrold FinCo plc | 1.25 |
| 7 | Heathrow Funding Limited | 1.24 |
| 8 | CPUK Finance Limited | 1.21 |
| 9 | Picard Bondco S.A. | 1.21 |
| 10 | Petroleos Mexicanos | 1.20 |