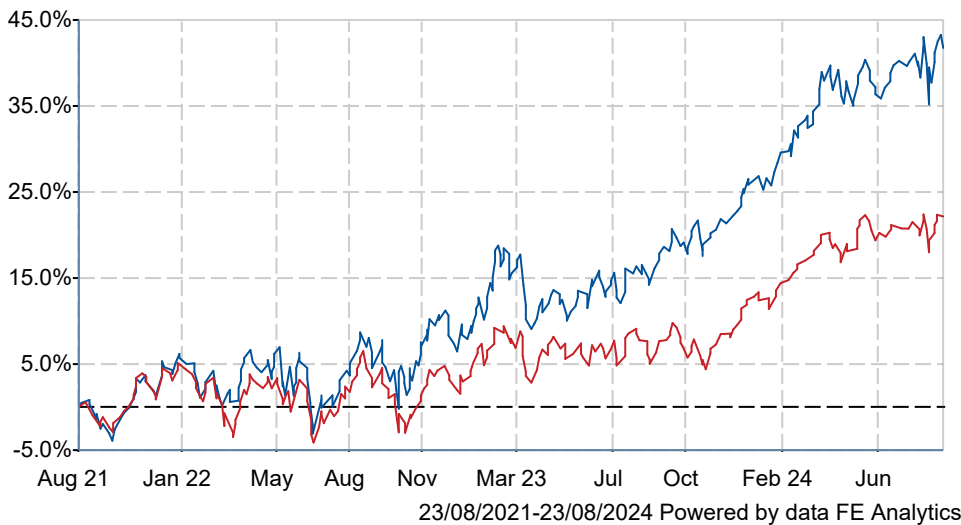




Royal London Global Equity Income M Inc

What is the Fund's objective?

The Fund's investment objective is to achieve a combination of income and capital growth (a total return) over the medium term, which should be considered as a period of 3-5 years. The Fund's performance target is to outperform, after the deduction of charges, the MSCI World Net Total Return GBP Index (the "Index") by 2% p.a. over rolling 3-year periods, whilst delivering an income 20% higher p.a. than the Index's income, after the deduction of any charges, over rolling 3-year periods. The Fund is actively managed.

Cumulative Performance




	3m	6m	1yr	3yrs	5yrs
 Royal London Global Equity Income M Inc	+2.2	+6.8	+22.1	+41.7	n/a
 IA Global Equity Income	+0.7	+4.5	+15.1	+22.1	+47.7
Rank within sector	13 / 53	12 / 53	4 / 52	2 / 48	n/a
Quartile	1	1	1	1	n/a

Sector	IA Global Equity Income
Asset Class	Equity
Launch Date	25-Feb-2020
Fund Size	£1,194.3m / \$1,575.7m (31-Jul-2024)
Fund Manager	Piers Hillier Richard Marwood Matt Burgess

How does FE fundinfo rate this fund?

FE fundinfo Crown Rating 

Risk Score 

Investment Details

Initial Charge	n/a
Annual Charges	0.72%
Note to charges	n/a
Minimum Initial Investment	£ 100,000
Minimum Additional Investment	£ 1,000
Dividend Policy	Mar 01, Jun 01, Sep 01, Dec 01 (Final)

Prices

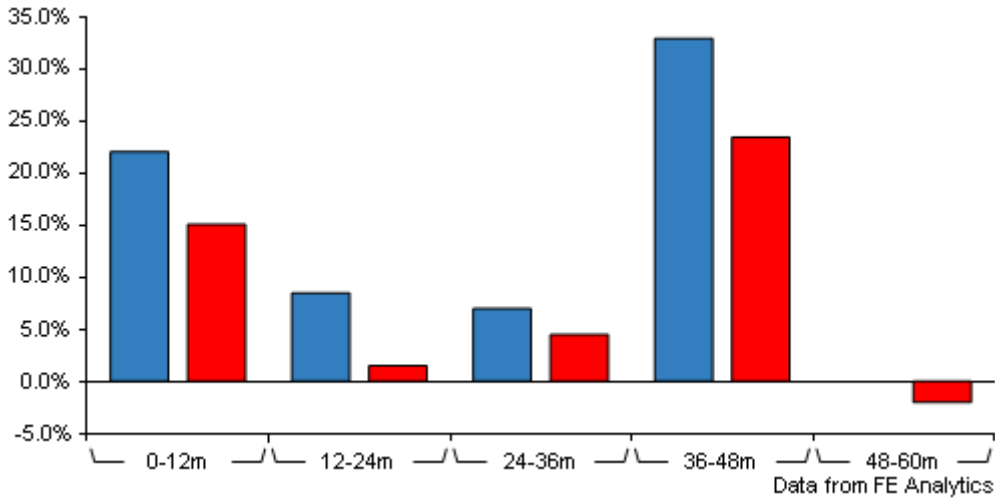
Unit Type	INC
Mid	168.80(GBX)
Price Date	23 Aug 2024
Yield	2.07

Codes

Citicode	QUCJ
SEDOL	BL6V111
ISIN	GB00BL6V1118

Royal London Global Equity Income M Inc

Discrete Performance



	0-12m	12m-24m	24m-36m	36m-48m	48m-60m
Royal London Global Equity Income M Inc	+22.1	+8.5	+7.0	+33.0	n/a
IA Global Equity Income	+15.1	+1.5	+4.5	+23.5	-2.0
Rank within sector	4 / 52	4 / 49	20 / 48	5 / 45	n/a
Quartile	1	1	2	1	n/a

All prices in Pence Sterling (GBX) unless otherwise specified. Price total return performance figures are calculated on a bid price to bid price basis (mid to mid for OEICs) with net income (dividends) reinvested. Performance figures are shown in Pound Sterling (GBP).

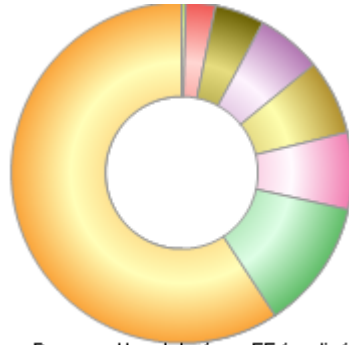
Contact Details

Address	80 Fenchurch Street, London EC3M 4BY, United Kingdom
Telephone numbers	020 7506 6500 (Main Number)
Website	www.rlam.com
Email	BDsupport@rlam.co.uk

Royal London Global Equity Income M Inc

Asset Allocation (31 Jul 2024)

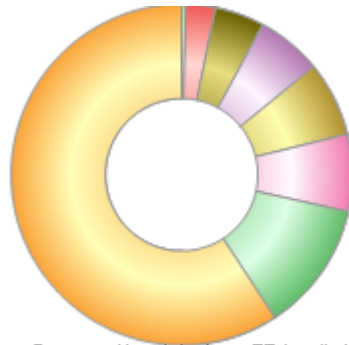
Rank	Asset Classes	%
1	US Equities	59.31
2	UK Equities	12.28
3	Global Emerging Market Equities	7.26
4	Japanese Equities	7.13
5	Eurozone Equity	6.20
6	European Equities	4.65
7	Canadian Equities	2.78
8	International Equities	0.39



Powered by data from FE fundinfo

Regional Breakdown (31 Jul 2024)

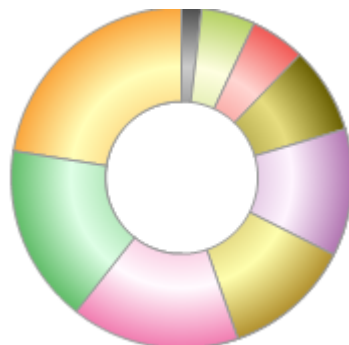
Rank	Regions	%
1	US	59.31
2	UK	12.28
3	Emerging	7.26
4	Japan	7.13
5	Eurozone	6.20
6	Europe - Other	4.65
7	Canada	2.78
8	Rest of World	0.39
9	Australia	0.00



Powered by data from FE fundinfo

Sector Breakdown (31 Jul 2024)

Rank	Sectors	%
1	Information Technology	22.50
2	Financials	16.90
3	Health Care	16.00
4	Industrials	12.20
5	Consumer Staples	12.10
6	Materials	8.20
7	Energy	5.20
8	Communication Services	5.10
9	Consumer Discretionary	1.90



Powered by data from FE fundinfo

Top Holdings (31 Jul 2024)

Rank	Largest Holdings	%
1	Microsoft Corporation	5.55
2	Alphabet Inc. Class A	3.26

Royal London Global Equity Income M Inc

Rank	Largest Holdings	%
3	Shell Plc	3.11
4	UnitedHealth Group Incorporated	3.07
5	Steel Dynamics, Inc.	3.04
6	Ashtead Group plc	2.77
7	Taiwan Semiconductor Manufacturing Co., Ltd. Sponsored ADR	2.57
8	British American Tobacco p.l.c.	2.44
9	HCA Healthcare Inc	2.31
10	Broadcom Inc.	2.26