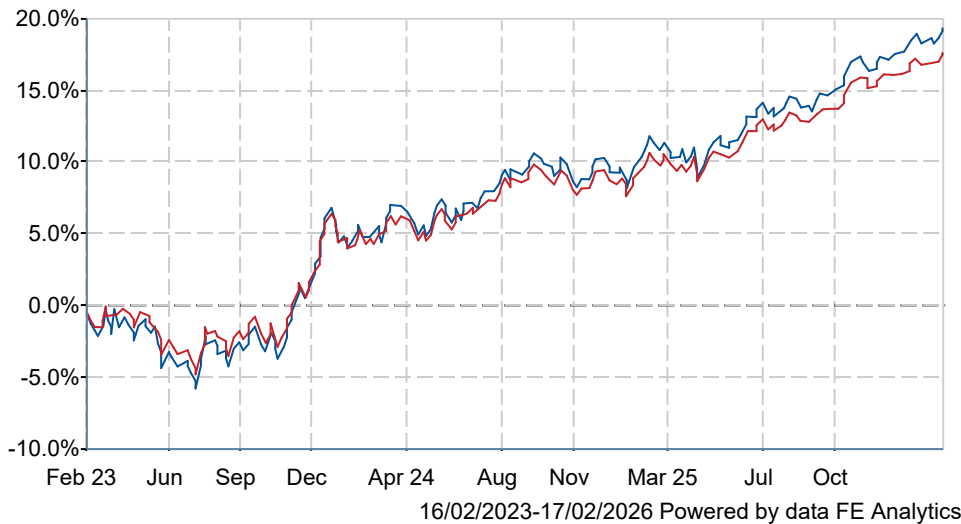


Artemis Corporate Bond I Acc GBP

What is the Fund's objective?

To generate a return that exceeds the iBoxx £ Collateralized & Corporates Index, after fees, over rolling three-year periods, through a combination of income and capital growth.

Cumulative Performance



| | 3m | 6m | 1yr | 3yrs | 5yrs |
|----------------------------------|---------|---------|---------|---------|---------|
| Artemis Corporate Bond I Acc GBP | +2.4 | +4.4 | +7.0 | +19.1 | +5.8 |
| IA Sterling Corporate Bond | +2.1 | +4.0 | +6.7 | +17.9 | +1.7 |
| Rank within sector | 22 / 95 | 24 / 94 | 24 / 94 | 21 / 91 | 26 / 87 |
| Quartile | 1 | 1 | 1 | 1 | 2 |

Fund Information

| | |
|--------------|--------------------------------------|
| Sector | IA Sterling Corporate Bond |
| Asset Class | Fixed Interest |
| Launch Date | 30-Oct-2019 |
| Fund Size | £1,535.3m / \$2,092.1m (17-Feb-2026) |
| Fund Manager | Stephen Snowden Grace Le |

How does FE fundinfo rate this fund?

| | |
|--------------------------|----------|
| Alpha Manager Rating | Grace Le |
| FE fundinfo Crown Rating | ★★★★★ |
| Risk Score | 41 |

Investment Details

| | |
|-------------------------------|--|
| Initial Charge | 0.00% |
| Annual Charges | 0.25% |
| Note to charges | Initial Charges: max.; |
| Minimum Initial Investment | £ 250,000 |
| Minimum Additional Investment | £ 500 |
| Dividend Policy | Mar 01, Jun 01, Sep 01, Dec 01 (Final) |

Prices

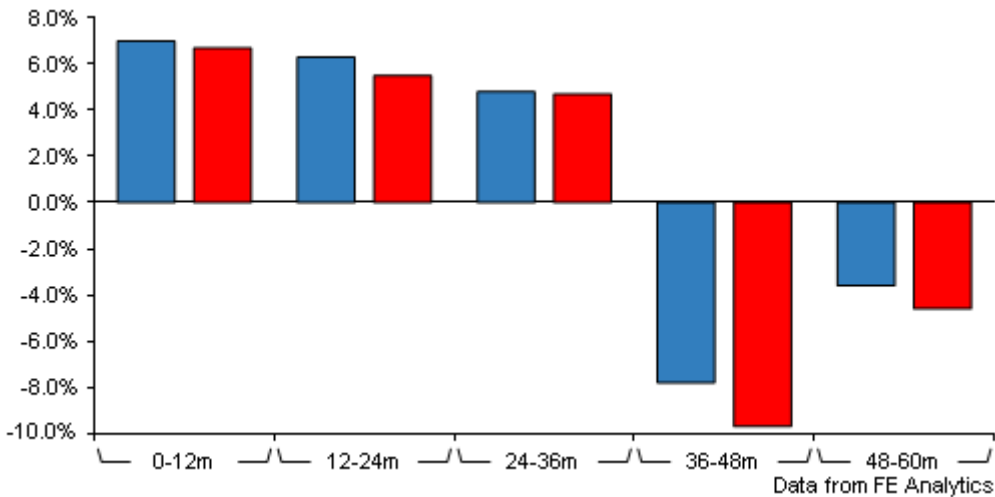
| | |
|------------|-------------|
| Unit Type | ACC |
| Mid | 119.57(GBX) |
| Price Date | 17 Feb 2026 |
| Yield | 5.37 |

Codes

| | |
|----------|--------------|
| Citicode | QL4K |
| SEDOL | BFZ91W5 |
| ISIN | GB00BFZ91W59 |

Artemis Corporate Bond I Acc GBP

Discrete Performance



| | 0-12m | 12m-24m | 24m-36m | 36m-48m | 48m-60m |
|----------------------------------|---------|---------|---------|---------|---------|
| Artemis Corporate Bond I Acc GBP | +7.0 | +6.3 | +4.8 | -7.8 | -3.6 |
| IA Sterling Corporate Bond | +6.7 | +5.5 | +4.7 | -9.7 | -4.6 |
| Rank within sector | 24 / 94 | 30 / 94 | 29 / 91 | 30 / 90 | 21 / 87 |
| Quartile | 1 | 2 | 2 | 2 | 1 |

All prices in Pence Sterling (GBX) unless otherwise specified. Price total return performance figures are calculated on a bid price to bid price basis (mid to mid for OEICs) with net income (dividends) reinvested. Performance figures are shown in Pound Sterling (GBP).

Contact Details

Address Cassini House 57 St James's Street London SW1A 1LD, SW1A 1LD

Telephone numbers 08000922051 (Main Number)

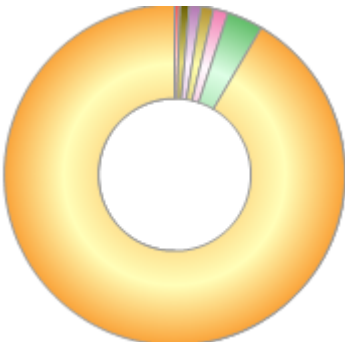
Website www.artemisfunds.com

Email salesupport@artemisfunds.com

Artemis Corporate Bond I Acc GBP

Asset Allocation (31 Dec 2025)

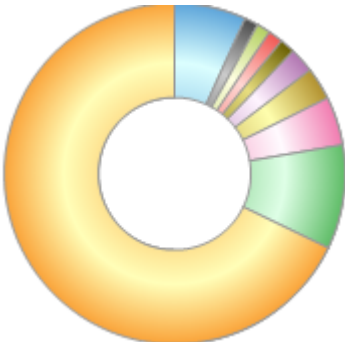
| Rank | Asset Classes | % |
|------|--|-------|
| 1 | Global Investment Grade Fixed Interest | 91.72 |
| 2 | UK Fixed Interest | 3.36 |
| 3 | Canadian Fixed Interest | 1.35 |
| 4 | US Fixed Interest | 1.18 |
| 5 | Luxembourg Fixed Interest | 1.11 |
| 6 | North American Fixed Interest | 0.93 |
| 7 | UK Gilts | 0.49 |
| 8 | Money Market | -0.14 |
| | | |
| | | |
| | | |



Powered by data from FE fundinfo

Regional Breakdown (31 Dec 2025)

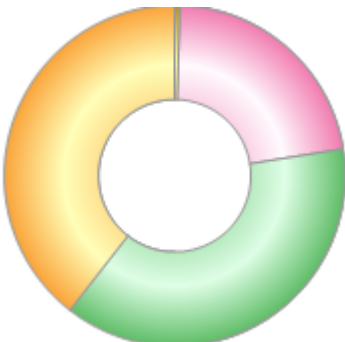
| Rank | Regions | % |
|------|-------------|-------|
| 1 | UK | 67.90 |
| 2 | USA | 9.85 |
| 3 | Jersey | 4.61 |
| 4 | Ireland | 3.10 |
| 5 | Netherlands | 2.37 |
| 6 | Italy | 1.36 |
| 7 | Canada | 1.35 |
| 8 | Denmark | 1.34 |
| 9 | Germany | 1.32 |
| 10 | Others | 6.80 |



Powered by data from FE fundinfo

Sector Breakdown (31 Dec 2025)

| Rank | Sectors | % |
|------|--------------------------|-------|
| 1 | Others | 39.50 |
| 2 | Financials | 38.12 |
| 3 | Mortgage & Secured Bonds | 22.02 |
| 4 | Government Bonds | 0.49 |
| 5 | Money Market | -0.14 |
| | | |
| | | |
| | | |
| | | |



Powered by data from FE fundinfo

Top Holdings (31 Dec 2025)

| Rank | Largest Holdings | % |
|------|---|------|
| 1 | TESCO PROPERTY FIN 1 PLC 7.6227% 07/13/2039 | 1.92 |

Artemis Corporate Bond I Acc GBP

| Rank | Largest Holdings | % |
|------|---|------|
| 2 | BP CAPITAL MARKETS 4.25%-FRN GTD SUB PERP GBP | 1.88 |
| 3 | AVIVA PLC 4% 06/03/2055 | 1.87 |
| 4 | ELECTRICITY NORTH WEST 8.875% 03/25/2026 | 1.79 |
| 5 | TP ICAP FINANCE PLC 6.375% 06/12/2032 | 1.77 |
| 6 | CENTRICA PLC 6.5% 05/21/2055 | 1.72 |
| 7 | CPUK FINANCE LIMITED 5.94% 02-28-2047 | 1.68 |
| 8 | MARSTONS ISSUER PLC 5.1774% 07/15/2032 | 1.64 |
| 9 | QUADGAS FINANCE PLC 3.375% 09/17/2029 | 1.64 |
| 10 | J SAINSBURY PLC 5.625% 01/29/2035 | 1.62 |