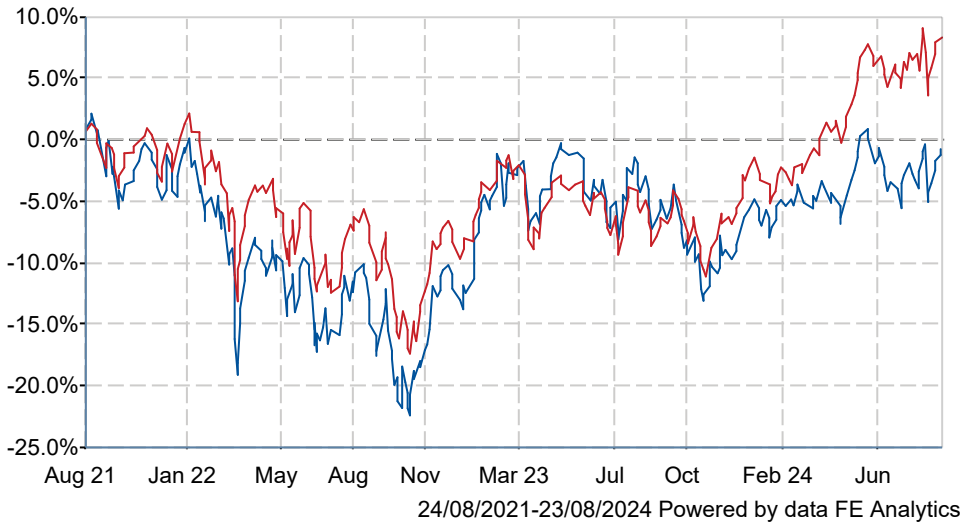




Schroder UK Alpha Plus Z Acc

What is the Fund's objective?

The fund aims to provide capital growth in excess of the FTSE All Share (Gross Total Return) index (after fees have been deducted) over a 3 to 5 year period by investing in equities of UK companies.


Cumulative Performance



	3m	6m	1yr	3yrs	5yrs
 Schroder UK Alpha Plus Z Acc	-0.8	+3.1	+6.8	-1.2	+21.5
 IA UK All Companies	+1.0	+10.3	+18.2	+8.4	+30.8
Rank within sector	212 / 231	222 / 231	223 / 229	154 / 223	166 / 211
Quartile	4	4	4	3	4

Sector	IA UK All Companies
Asset Class	Equity
Launch Date	24-Jun-2002
Fund Size	£662.8m / \$874.5m (23-Aug-2024)
Fund Manager	Bill Casey Nick Kissack

How does FE fundinfo rate this fund?

FE fundinfo Crown Rating	
Risk Score	118

Investment Details

Initial Charge	0.00%
Annual Charges	0.80%
Note to charges	Initial Charges: max.;
Minimum Initial Investment	£ 50,000
Minimum Additional Investment	£ 10,000
Dividend Policy	Jun 01 (Final)

Prices

Unit Type	ACC
Mid	103.30(GBX)
Price Date	23 Aug 2024
Yield	1.92

Codes

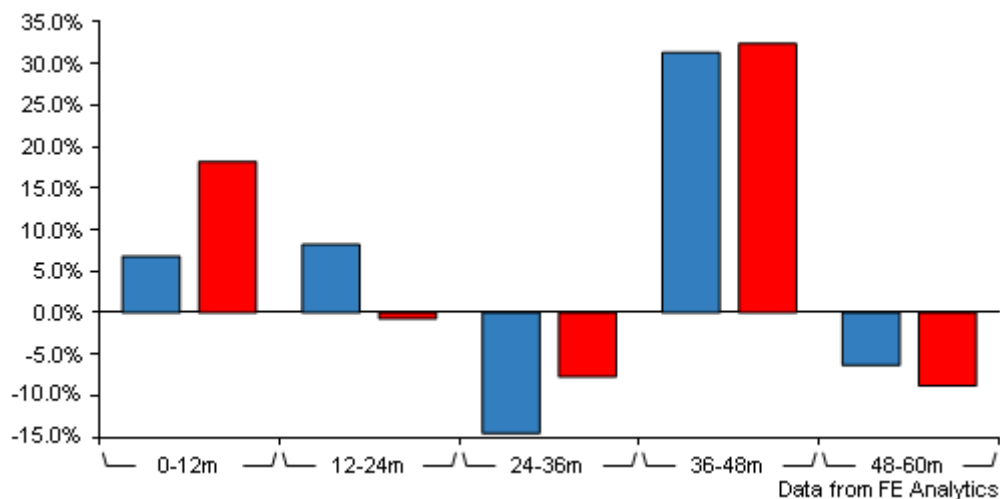
Citicode	NND3
SEDOL	B5L33N6
ISIN	GB00B5L33N61

Contact Details

Address	1 London Wall Place, London, EC2Y 5AU
Telephone numbers	44 (0)20 7658 6000 (Main Number)
Website	www.schroders.co.uk

Schroder UK Alpha Plus Z Acc

Discrete Performance



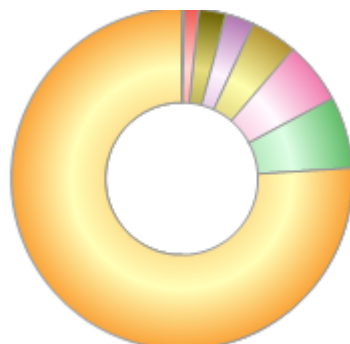
	0-12m	12m-24m	24m-36m	36m-48m	48m-60m
■ Schroder UK Alpha Plus Z Acc	+6.8	+8.2	-14.5	+31.3	-6.3
■ IA UK All Companies	+18.2	-0.7	-7.7	+32.4	-8.8
Rank within sector	223 / 229	5 / 228	161 / 223	93 / 218	66 / 211
Quartile	4	1	3	2	2

All prices in Pence Sterling (GBX) unless otherwise specified. Price total return performance figures are calculated on a bid price to bid price basis (mid to mid for OEICs) with net income (dividends) reinvested. Performance figures are shown in Pound Sterling (GBP).

Schroder UK Alpha Plus Z Acc

Asset Allocation (31 Jul 2024)

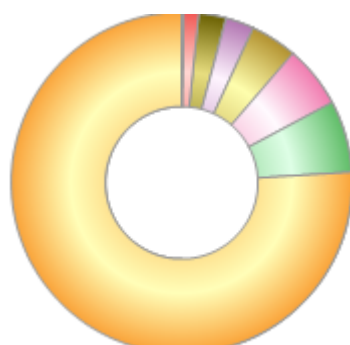
Rank	Asset Classes	%
1	UK Equities	75.98
2	Irish Equities	6.80
3	US Equities	5.93
4	South African Equities	4.39
5	German Equities	2.66
6	Hong Kong Equities	2.63
7	Australian Equities	1.42
8	Money Market	0.18



Powered by data from FE fundinfo

Regional Breakdown (31 Jul 2024)

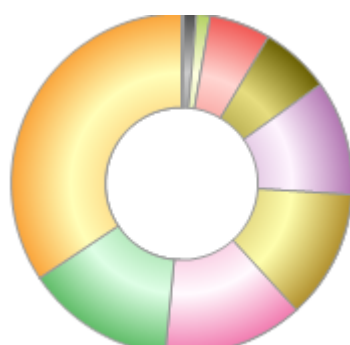
Rank	Regions	%
1	United Kingdom	75.98
2	Ireland	6.80
3	United States	5.93
4	South Africa	4.39
5	Germany	2.66
6	Hong Kong	2.63
7	Australia	1.42
8	Liquid Assets	0.18



Powered by data from FE fundinfo

Sector Breakdown (31 Jul 2024)

Rank	Sectors	%
1	Consumer Discretionary	34.31
2	Consumer Staples	14.07
3	Industrials	13.34
4	Health Care	12.18
5	Financials	10.91
6	Real Estate	6.64
7	Basic Materials	5.81
8	Other	1.31
9	Technology	1.20
10	Liquid Assets	0.22



Powered by data from FE fundinfo

Top Holdings (31 Jul 2024)

Rank	Largest Holdings	%
1	Unilever PLC	9.59
2	RELX PLC	6.56

Schroder UK Alpha Plus Z Acc

Rank	Largest Holdings	%
3	Next PLC	6.32
4	Kerry Group PLC	4.48
5	Anglo American PLC	4.39
6	UNITE Group PLC/The	4.22
7	Hiscox Ltd	4.01
8	Future PLC	3.83
9	Smith & Nephew PLC	3.76
10	GSK PLC	3.73