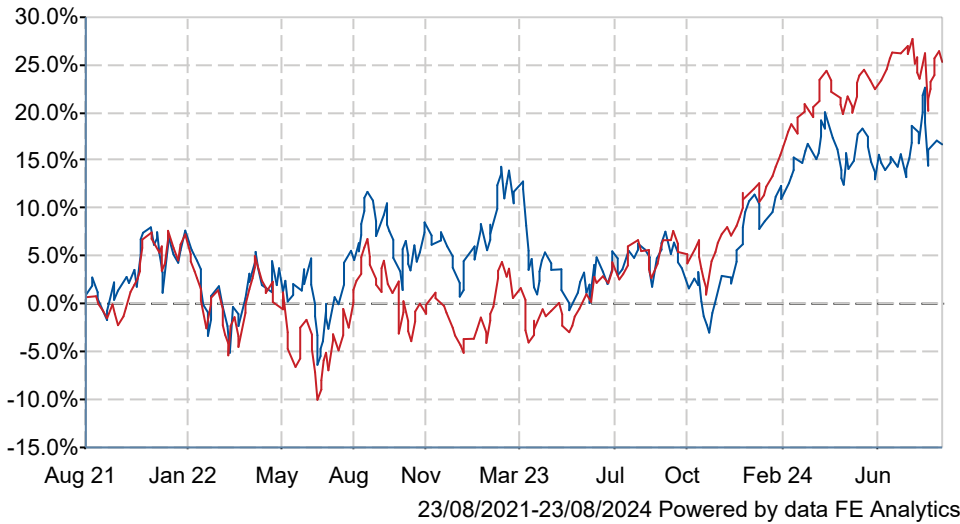




Schroder US Mid Cap Z Acc

What is the Fund's objective?

The fund aims to provide capital growth and income in excess of Russell 2500 Total Return Lagged (Net Total Return) index (after fees have been deducted) over a 3 to 5 year period by investing in equities of medium-sized US companies.

Cumulative Performance




	3m	6m	1yr	3yrs	5yrs
 Schroder US Mid Cap Z Acc	+0.1	+1.8	+12.3	+16.6	+41.9
 IA North America	+1.6	+4.7	+20.5	+25.3	+75.3
Rank within sector	190 / 253	209 / 252	223 / 250	178 / 229	182 / 202
Quartile	3	4	4	4	4

Fund Information

Sector	IA North America
Asset Class	Equity
Launch Date	01-Jun-2001
Fund Size	£848.5m / \$1,119.5m (23-Aug-2024)
Fund Manager	Robert Kaynor

How does FE fundinfo rate this fund?

FE fundinfo Crown Rating 

Risk Score 

Other ratings

Morningstar Analyst Rating 

Investment Details

Initial Charge	0.00%
Annual Charges	0.91%
Note to charges	Initial Charges: max.;
Minimum Initial Investment	£ 50,000
Minimum Additional Investment	£ 10,000
Dividend Policy	Jun 01 (Final)

Prices

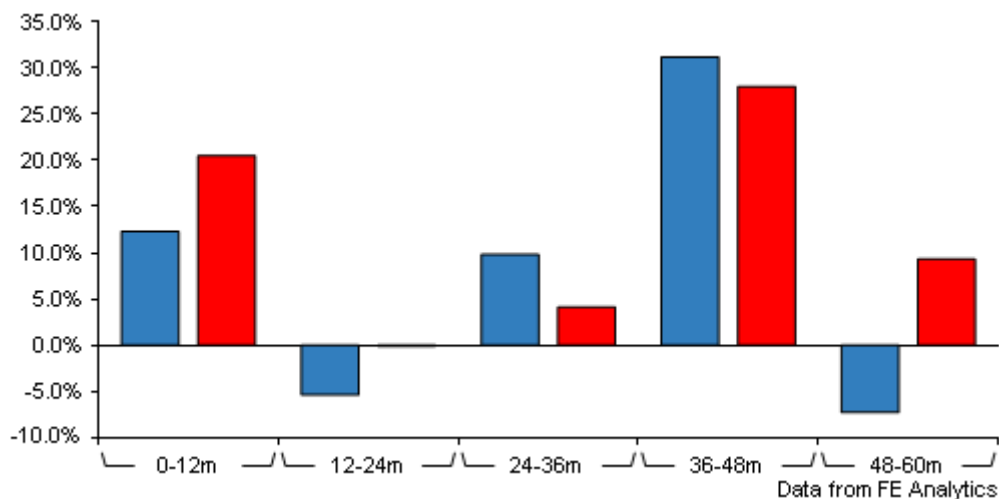
Unit Type	ACC
Mid	204.60(GBX)
Price Date	23 Aug 2024
Yield	0.08

Codes

Citicode	0V2Q
SEDOL	B7LDLV4
ISIN	GB00B7LDLV43

Schroder US Mid Cap Z Acc

Discrete Performance



	0-12m	12m-24m	24m-36m	36m-48m	48m-60m
■ Schroder US Mid Cap Z Acc	+12.3	-5.4	+9.8	+31.2	-7.3
■ IA North America	+20.5	-0.1	+4.1	+28.0	+9.3
Rank within sector	223 / 250	199 / 243	69 / 229	46 / 215	185 / 202
Quartile	4	4	2	1	4

All prices in Pence Sterling (GBX) unless otherwise specified. Price total return performance figures are calculated on a bid price to bid price basis (mid to mid for OEICs) with net income (dividends) reinvested. Performance figures are shown in Pound Sterling (GBP).

Contact Details

Address 1 London Wall Place,
London, EC2Y 5AU

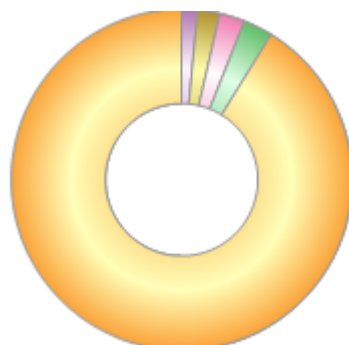
Telephone numbers 44 (0)20 7658 6000
(Main Number)

Website www.schroders.co.uk

Schroder US Mid Cap Z Acc

Asset Allocation (31 Jul 2024)

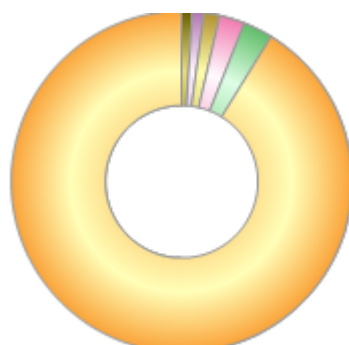
Rank	Asset Classes	%
1	US Equities	91.32
2	Money Market	2.80
3	UK Equities	2.36
4	American Emerging Equities	2.06
5	Indian Equities	1.45



Powered by data from FE fundinfo

Regional Breakdown (31 Jul 2024)

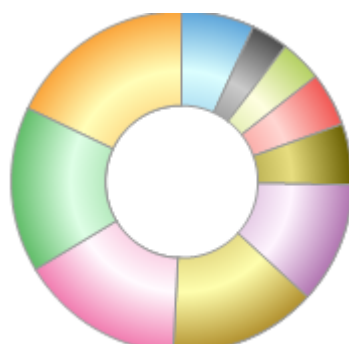
Rank	Regions	%
1	United States	91.32
2	Liquid Assets	2.80
3	United Kingdom	2.36
4	India	1.45
5	Bermuda	1.06
6	Puerto Rico	1.00



Powered by data from FE fundinfo

Sector Breakdown (31 Jul 2024)

Rank	Sectors	%
1	Information Technology	17.93
2	Industrials	15.70
3	Financials	15.57
4	Health Care	13.97
5	Consumer Discretionary	11.46
6	Real Estate	5.79
7	Materials	5.10
8	Communication Services	4.03
9	Energy	3.52
10	Others	6.93



Powered by data from FE fundinfo

Top Holdings (31 Jul 2024)

Rank	Largest Holdings	%
1	Aramark	2.38
2	Rentokil Initial PLC	2.36

Schroder US Mid Cap Z Acc

Rank	Largest Holdings	%
3	Kemper Corp	2.26
4	LiveRamp Holdings Inc	1.88
5	Assurant Inc	1.83
6	Hexcel Corp	1.75
7	Haemonetics Corp	1.65
8	Mohawk Industries Inc	1.65
9	Lumentum Holdings Inc	1.63
10	ICU Medical Inc	1.56