

Fund Information

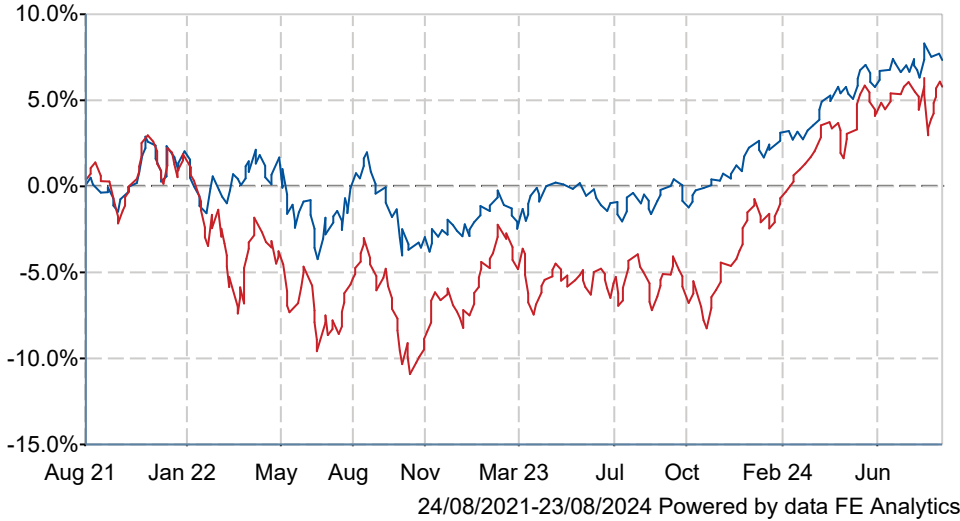
Sector	IA Flexible Investment
Asset Class	Mixed Asset
Launch Date	22-Mar-2019
Fund Size	£827.0m / \$1,091.1m (31-Jul-2024)
Fund Manager	Charlotte Yonge



Trojan Ethical X Acc

What is the Fund's objective?



The investment objective of the Trojan Ethical Fund is to seek to achieve growth in capital (net of fees), ahead of inflation (UK Retail Prices Index), over the longer term (5 to 7 years).

Cumulative Performance



	3m	6m	1yr	3yrs	5yrs
 Trojan Ethical X Acc	+0.7	+4.3	+8.6	+7.5	n/a
 IA Flexible Investment	+0.4	+4.8	+13.5	+6.2	+28.3
Rank within sector	73 / 164	111 / 163	138 / 159	64 / 143	n/a
Quartile	2	3	4	2	n/a

How does FE fundinfo rate this fund?

FE fundinfo Crown Rating	
Risk Score	

Investment Details

Initial Charge	0.00%
Annual Charges	0.85%
Note to charges	n/a
Minimum Initial Investment	£ 50,000,000
Minimum Additional Investment	£ 1,000
Dividend Policy	Jan 31, Jul 31 (Final)

Prices

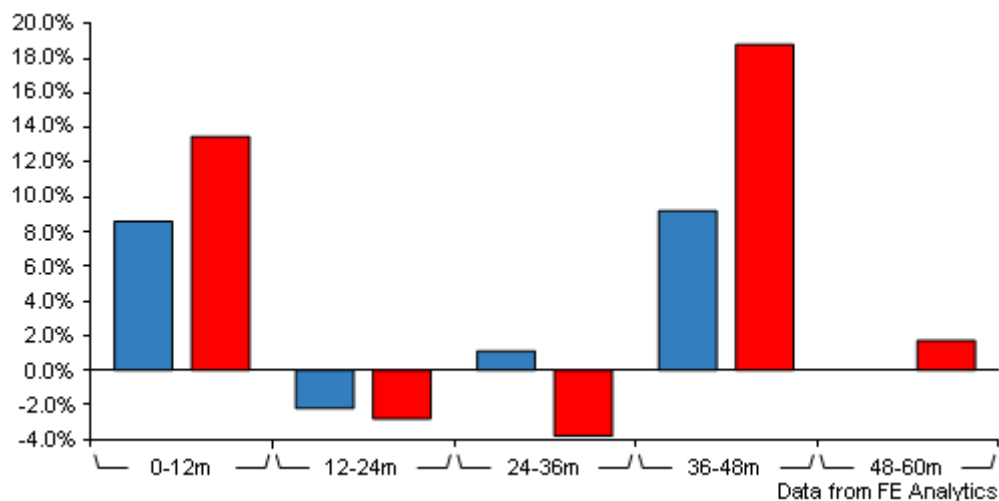
Unit Type	ACC
Mid	128.35(GBX)
Price Date	23 Aug 2024
Yield	1.17

Codes

Citicode	QXQJ
SEDOL	BKTW4R1
ISIN	GB00BKTW4R13

Trojan Ethical X Acc

Discrete Performance



	0-12m	12m-24m	24m-36m	36m-48m	48m-60m
■ Trojan Ethical X Acc	+8.6	-2.2	+1.1	+9.2	n/a
■ IA Flexible Investment	+13.5	-2.8	-3.8	+18.8	+1.7
Rank within sector	138 / 159	62 / 152	26 / 143	114 / 130	n/a
Quartile	4	2	1	4	n/a

All prices in Pence Sterling (GBX) unless otherwise specified. Price total return performance figures are calculated on a bid price to bid price basis (mid to mid for OEICs) with net income (dividends) reinvested. Performance figures are shown in Pound Sterling (GBP).

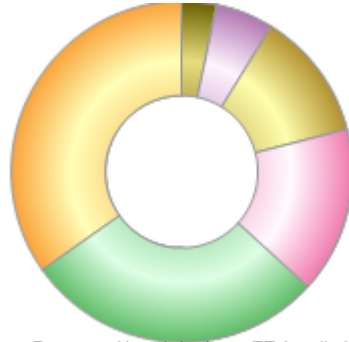
Contact Details

Address	Troy Asset Management Ltd, 33 Davies Street, London, W1K 4BP
Telephone numbers	020 7499 4030 (Main Number)
Website	www.taml.co.uk
Email	busdev@taml.co.uk

Trojan Ethical X Acc

Asset Allocation (31 Jul 2024)

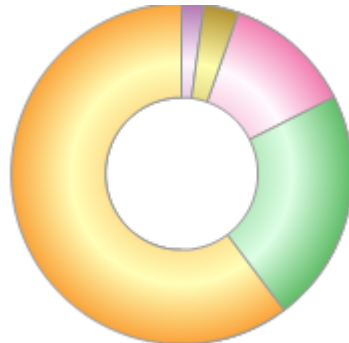
Rank	Asset Classes	%
1	Global Index Linked	34.82
2	Cash	28.47
3	US Equities	15.76
4	Commodity & Energy	12.18
5	UK Equities	5.51
6	Swiss Equities	3.25



Powered by data from FE fundinfo

Regional Breakdown (31 Jul 2024)

Rank	Regions	%
1	US	60.32
2	UK	22.18
3	Not Specified	12.18
4	Switzerland	3.25
5	Cash	2.06



Powered by data from FE fundinfo

Top Holdings (31 Jul 2024)

Rank	Largest Holdings	%
1	Invesco Physical Gold	8.77
2	Unilever	3.88
3	Royal Mint Responsibly Sourced Physical Gold	3.41
4	Nestle	3.25
5	Visa	3.01
6	Alphabet	2.70
7	Microsoft	2.25
8	Experian	1.64
9	American Express	1.53
10	Procter & Gamble	1.19