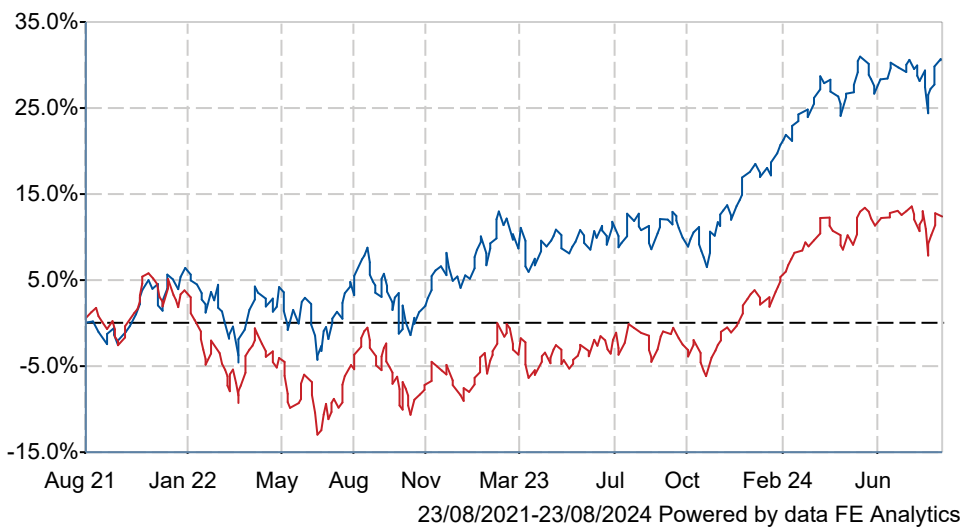


Wellington Global Stewards N U Acc GBP

What is the Fund's objective?

The Wellington Global Stewards Fund is actively managed and seeks to deliver long-term total returns in excess of the MSCI All Country World Index by investing in the equities of companies globally, that generate high return on capital relative to their peers, and whose management teams and boards display superior stewardship to sustain those returns over time. The Fund defines stewardship as how companies balance the interests of all stakeholders (customers, employees, communities and the supply chain) in the pursuit of profits and how they incorporate material environmental, social and/or governance (ESG) risks and opportunities in their corporate strategy. The Fund targets net zero emissions by 2050 in alignment with the Paris Agreement.

Cumulative Performance



	3m	6m	1yr	3yrs	5yrs
Wellington Global Stewards N U Acc GBP	+1.1	+5.1	+18.5	+30.2	+78.7
IA Global	-0.2	+3.5	+16.0	+12.3	+51.5
Rank within sector	173 / 563	208 / 557	231 / 546	45 / 487	45 / 412
Quartile	2	2	2	1	1

Sector	IA Global
Asset Class	Equity
Launch Date	31-Jan-2019
Fund Size	£1,856.5m / \$2,449.5m (23-Aug-2024)
Fund Manager	Mark Mandel Yolanda Courtines Samuel Cox

How does FE fundinfo rate this fund?

Alpha Manager Rating	Mark Mandel Yolanda Courtines
----------------------	----------------------------------

FE fundinfo Crown Rating 

Risk Score **114**

Investment Details

Initial Charge	0.00%
Annual Charges	0.40%
Note to charges	n/a
Minimum Initial Investment	£ 5,000
Minimum Additional Investment	£ 1,000
Dividend Policy	n/a

Prices

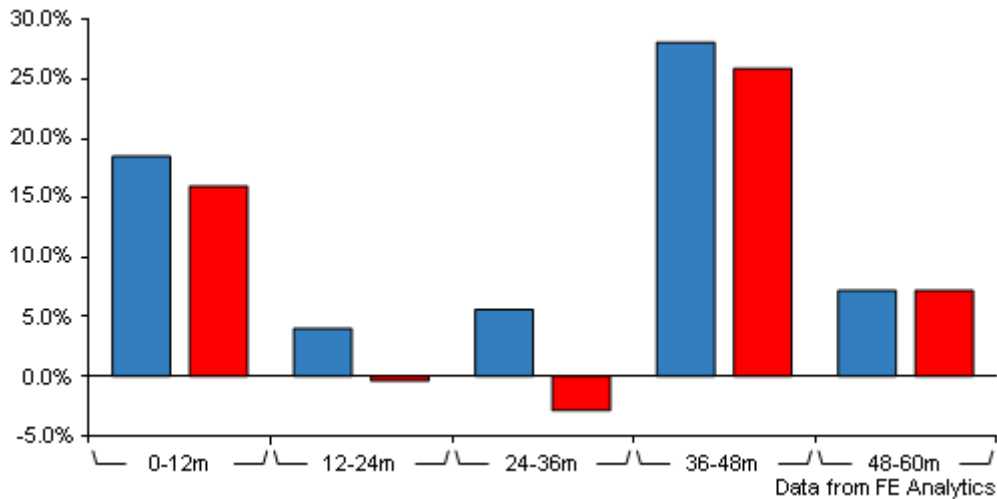
Unit Type	ACC
Mid	16.65(GBP)
Price Date	23 Aug 2024
Yield	n/a

Codes

Citicode	PZZS
SEDOL	BJ09MR0
ISIN	IE00BJ09MR04

Wellington Global Stewards N U Acc GBP

Discrete Performance



	0-12m	12m-24m	24m-36m	36m-48m	48m-60m
Wellington Global Stewards N U Acc GBP	+18.5	+4.0	+5.6	+28.1	+7.2
IA Global	+16.0	-0.4	-2.9	+25.9	+7.2
Rank within sector	231 / 546	102 / 522	72 / 487	146 / 442	218 / 411
Quartile	2	1	1	2	3

All prices in Pence Sterling (GBX) unless otherwise specified. Price total return performance figures are calculated on a bid price to bid price basis (mid to mid for OEICs) with net income (dividends) reinvested. Performance figures are shown in Pound Sterling (GBP).

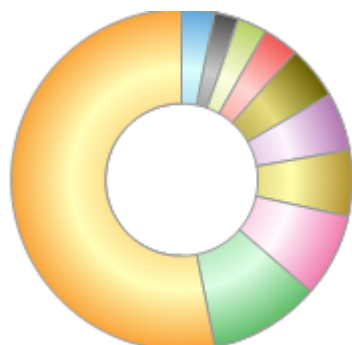
Contact Details

Website www.wellingtonfunds.com
 Email ukdistribution@wellington.com

Wellington Global Stewards N U Acc GBP

Asset Allocation (31 Jul 2024)

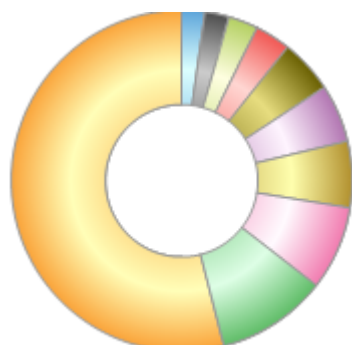
Rank	Asset Classes	%
1	US Equities	53.24
2	Dutch Equities	10.53
3	UK Equities	7.94
4	French Equities	6.25
5	Spanish Equities	5.47
6	Japanese Equities	5.07
7	Singapore Equities	3.39
8	Hong Kong Equities	2.78
9	Swiss Equities	2.26
10	Others	3.07



Powered by data from FE fundinfo

Regional Breakdown (31 Jul 2024)

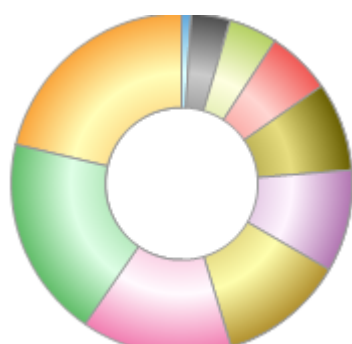
Rank	Regions	%
1	USA	54.12
2	Netherlands	10.53
3	UK	7.95
4	France	6.25
5	Spain	5.47
6	Japan	5.09
7	Singapore	3.39
8	Hong Kong	2.78
9	Switzerland	2.26
10	Others	2.16



Powered by data from FE fundinfo

Sector Breakdown (31 Jul 2024)

Rank	Sectors	%
1	Information Technology	21.33
2	Financials	19.14
3	Industrials	14.27
4	Consumer Discretionary	11.88
5	Consumer Staples	9.67
6	Health Care	8.36
7	Utilities	6.12
8	Real Estate	4.62
9	Materials	3.67
10	Others	0.94



Powered by data from FE fundinfo

Top Holdings (31 Jul 2024)

Rank	Largest Holdings	%
1	MICROSOFT CORP	5.73
2	DEERE & CO	3.94

Wellington Global Stewards N U Acc GBP

Rank	Largest Holdings	%
3	TEXAS INSTRUMENTS INC	3.70
4	DSM-FIRMENICH AG	3.67
5	CISCO SYSTEMS INC	3.64
6	NATIONAL GRID PLC	3.45
7	DBS GROUP HOLDINGS LTD	3.39
8	VISA INC	3.17
9	ING GROEP NV	3.08
10	RECRUIT HOLDINGS CO LTD	2.86