

## Fund Information

Sector	IA UK Smaller Companies
Asset Class	Equity
Launch Date	01-Feb-2019
Fund Size	£215.4m / \$284.1m (21-Aug-2024)
Fund Manager	Ken Wotton

## WS Gresham House UK Smaller Companies C Acc GBP

### What is the Fund's objective?



The Sub-fund aims to provide capital growth over the long term (in excess of 5 years).

### Cumulative Performance



	3m	6m	1yr	3yrs	5yrs
WS Gresham House UK Smaller Companies C Acc GBP	+4.6	+15.1	+26.4	+2.8	+73.1
IA UK Smaller Companies	+1.4	+13.1	+20.1	-17.5	+27.5
Rank within sector	2 / 48	13 / 48	3 / 48	5 / 47	3 / 46
Quartile	1	2	1	1	1

### How does FE fundinfo rate this fund?

FE fundinfo Crown Rating	
Risk Score	

### Investment Details

Initial Charge	n/a
Annual Charges	0.75%
Note to charges	n/a
Minimum Initial Investment	£ 10,000
Minimum Additional Investment	£ 1,000
Dividend Policy	Jun 30 (Final), Dec 31

### Prices

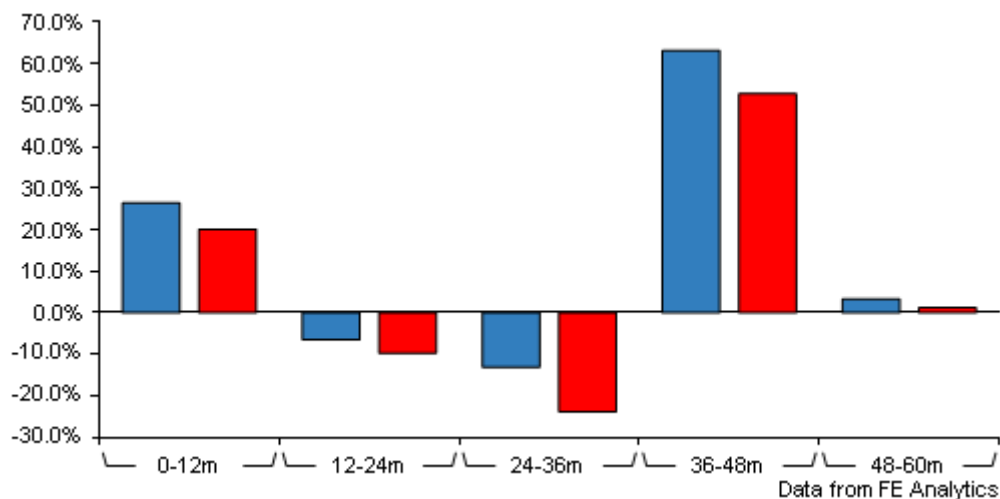
Unit Type	ACC
Mid	182.84(GBX)
Price Date	23 Aug 2024
Yield	1.51

### Codes

Citicode	PUF3
SEDOL	BH416G5
ISIN	GB00BH416G53

# WS Gresham House UK Smaller Companies C Acc GBP

## Discrete Performance



	0-12m	12m-24m	24m-36m	36m-48m	48m-60m
WS Gresham House UK Smaller Companies C Acc GBP	+26.4	-6.5	-13.1	+63.1	+3.3
IA UK Smaller Companies	+20.1	-9.7	-23.8	+52.7	+1.2
Rank within sector	3 / 48	12 / 48	5 / 47	6 / 46	19 / 46
Quartile	1	1	1	1	2

All prices in Pence Sterling (GBX) unless otherwise specified. Price total return performance figures are calculated on a bid price to bid price basis (mid to mid for OEICs) with net income (dividends) reinvested. Performance figures are shown in Pound Sterling (GBP).

## Contact Details

**Address** 2nd Floor, 20 22 Bedford Row, London, United Kingdom, WC1R 4EB

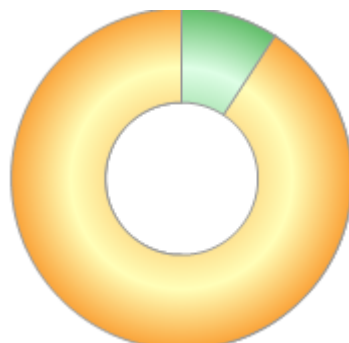
**Telephone numbers** 03459 220044 (Main Number)

**Website** [www.waystone.com](http://www.waystone.com)

**Email** [investorservices@linkgroup.co.uk](mailto:investorservices@linkgroup.co.uk)

## Asset Allocation (31 May 2024)

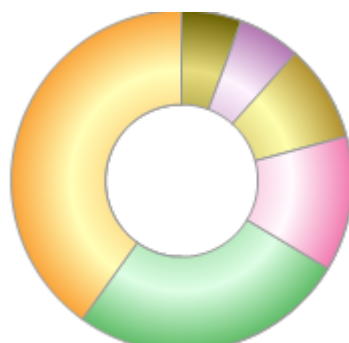
Rank	Asset Classes	%
1	UK Small Cap Companies	90.80
2	Money Market	9.20



Powered by data from FE fundinfo

## Sector Breakdown (31 May 2024)

Rank	Sectors	%
1	Business services	40.10
2	Consumer	26.30
3	Financials	12.80
4	Cash	9.20
5	Healthcare & education	5.90
6	TMT	5.70



Powered by data from FE fundinfo

## Top Holdings (31 May 2024)

Rank	Largest Holdings	%
1	Keyword Studios	5.20
2	Moonpig Group	3.50
3	XPS Pensions Group	3.40
4	Team 17 Group	3.40
5	Craneware	3.20
6	Alpha Financial Markets Consulting	3.20
7	Elixirr	3.10
8	Trustpilot Group	3.10
9	Gamma Communications	3.10
10	Next Fifteen	2.90