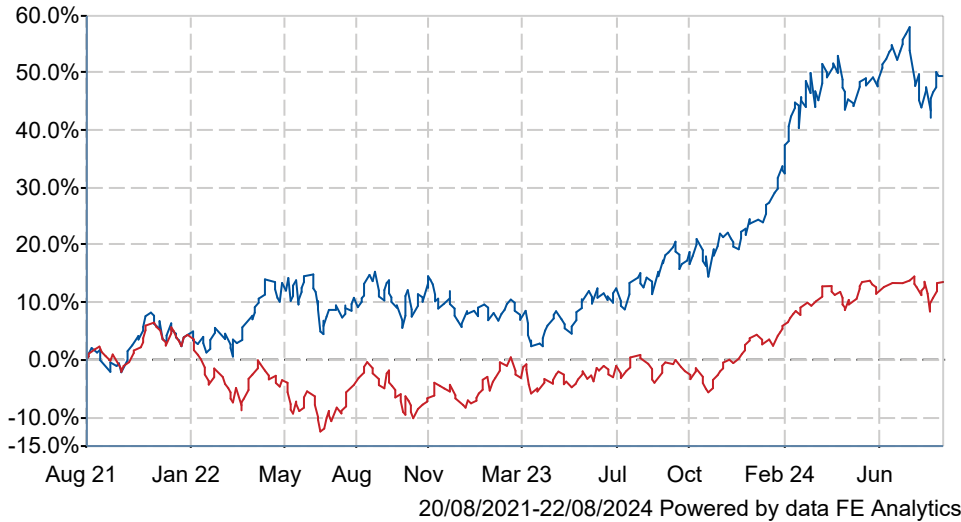




# GQG Partners Global Equity I Acc GBP

## What is the Fund's objective?

The Fund's investment objective is to provide capital appreciation over the long-term

## Cumulative Performance





	3m	6m	1yr	3yrs	5yrs
 GQG Partners Global Equity I Acc GBP	+0.9	+2.5	+31.6	+49.4	+92.6
 IA Global	+0.2	+4.3	+17.8	+13.5	+51.1
Rank within sector	243 / 562	422 / 556	13 / 545	7 / 487	14 / 412
Quartile	2	4	1	1	1

## Fund Information

Sector	IA Global
Asset Class	Equity
Launch Date	07-Jan-2019
Fund Size	£2,613.8m / \$3,420.1m (21-Aug-2024)
Fund Manager	Rajiv Jain Brian Kersmanc Sudarshan Murthy

## How does FE fundinfo rate this fund?

Alpha Manager Rating	Rajiv Jain Brian Kersmanc Sudarshan Murthy
FE fundinfo Crown Rating	
Risk Score	

## Other ratings

Morningstar Analyst Rating	
----------------------------	---

## Investment Details

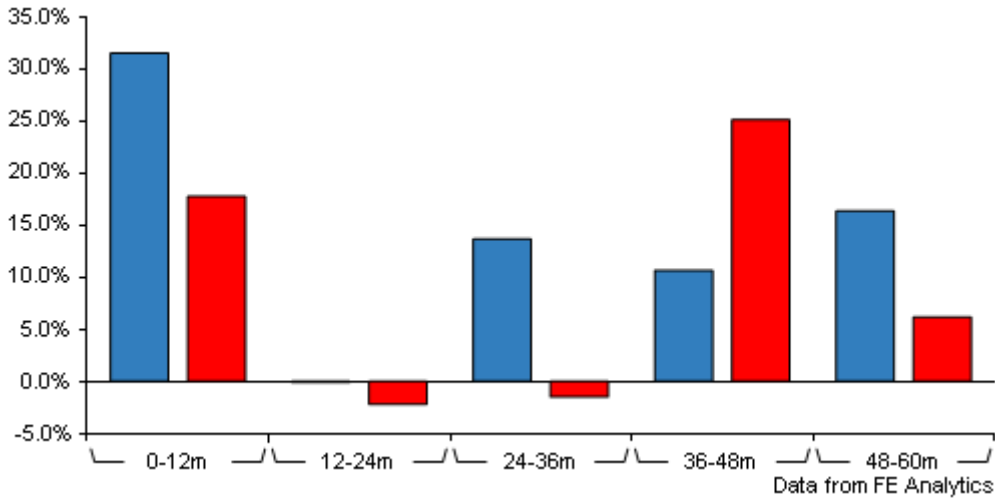
Initial Charge	n/a
Annual Charges	0.65%
Note to charges	n/a
Minimum Initial Investment	£ 1,000,000
Minimum Additional Investment	n/a
Dividend Policy	Jun 30, Dec 31 (Final)

## Prices

Unit Type	ACC
Mid	19.11(GBP)
Price Date	21 Aug 2024
Yield	n/a

# GQG Partners Global Equity I Acc GBP

## Discrete Performance



	0-12m	12m-24m	24m-36m	36m-48m	48m-60m
<span style="color: blue;">■</span> GQG Partners Global Equity I Acc GBP	+31.6	-0.1	+13.7	+10.7	+16.4
<span style="color: red;">■</span> IA Global	+17.8	-2.2	-1.5	+25.2	+6.2
Rank within sector	13 / 545	200 / 522	21 / 487	427 / 442	72 / 411
Quartile	1	2	1	4	1

All prices in Pence Sterling (GBX) unless otherwise specified. Price total return performance figures are calculated on a bid price to bid price basis (mid to mid for OEICs) with net income (dividends) reinvested. Performance figures are shown in Pound Sterling (GBP).

## Codes

Citicode	PTPO
SEDOL	BH480T7
ISIN	IE00BH480T75

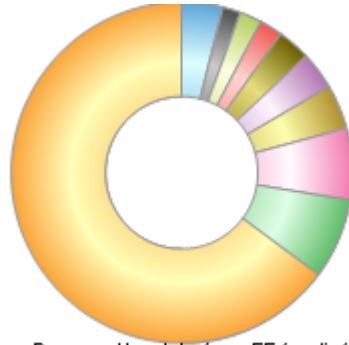
## Contact Details

Address	450 East Las Olas Blvd., Suite 750, Fort Lauderdale, FL, 33301
Telephone numbers	001 754 218 5500 (Main Number)
Website	<a href="http://GQG.com">GQG.com</a>
Email	<a href="mailto:clientservices@gqg.com">clientservices@gqg.com</a>

# QGG Partners Global Equity I Acc GBP

## Asset Allocation (31 Jul 2024)

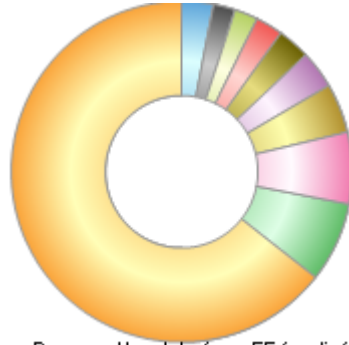
Rank	Asset Classes	%
1	US Equities	64.93
2	Indian Equities	7.58
3	Danish Equities	6.75
4	Money Market	4.20
5	UK Equities	3.61
6	French Equities	3.11
7	Canadian Equities	2.19
8	Dutch Equities	2.09
9	Preference Shares	1.67
10	Others	3.87



Powered by data from FE fundinfo

## Regional Breakdown (31 Jul 2024)

Rank	Regions	%
1	USA	64.45
2	India	7.58
3	Denmark	6.75
4	Cash & Cash Equivalents	4.68
5	UK	3.61
6	France	3.11
7	Brazil	2.58
8	Canada	2.19
9	Netherlands	2.09
10	Others	2.96



Powered by data from FE fundinfo

## Sector Breakdown (31 Jul 2024)

Rank	Sectors	%
1	Information Technology	27.12
2	Health Care	16.09
3	Communications	12.75
4	Utilities	10.48
5	Energy	7.88
6	Consumer Discretionary	6.31
7	Consumer Staples	6.06
8	Financials	4.65
9	Money Market	4.20
10	Others	4.46



Powered by data from FE fundinfo

## Top Holdings (31 Jul 2024)

Rank	Largest Holdings	%
1	META PLATFORMS INC CL A	7.89
2	NOVO NORDISK A/S	6.75

# GQG Partners Global Equity I Acc GBP

Rank	Largest Holdings	%
3	NVIDIA CORP COM	6.48
4	LILLY ELI & CO COM	6.43
5	APPLE INC COM	4.66
6	AMAZON.COM	4.11
7	MICROSOFT CORP COM	4.07
8	BROADCOM INC COM	3.21
9	TOTALENERGIES SE	3.11
10	ALPHABET INC	2.98