



# Invesco Monthly Income Plus (UK) Z Acc

## What is the Fund's objective?

The objective of the Fund is to achieve income and capital growth over the medium to long term (3 to 5 years plus). The Fund invests at least 80% of its assets in corporate and government debt securities (which may be investment grade, non-investment grade or have no credit rating) and shares of companies globally. The Fund may use derivatives (complex instruments) for investment purposes and to manage the Fund more efficiently, with the aim of reducing risk, reducing costs and/or generating additional capital or income. The Fund has an active investment approach based on fund manager judgement supported by macroeconomic and credit risk analysis with an emphasis on valuation, has a flexible allocation to bonds and equities and is not constrained by a benchmark.


## Cumulative Performance



	3m	6m	1yr	3yrs	5yrs
 Invesco Monthly Income Plus (UK) Z Acc	+3.0	+5.0	+14.5	+7.2	+25.9
 IA Sterling Strategic Bond	+3.0	+4.4	+11.1	-1.0	+8.5
Rank within sector	43 / 90	26 / 89	7 / 88	11 / 80	4 / 70
Quartile	2	2	1	1	1

Sector	IA Sterling Strategic Bond
Asset Class	Mixed Asset
Launch Date	06-Feb-1999
Fund Size	£2,096.8m / \$2,766.5m (31-Jul-2024)
Fund Manager	Ciaran Mallon Rhys Davies

## How does FE fundinfo rate this fund?

FE fundinfo Crown Rating	
Risk Score	52

## Other ratings

Morningstar Analyst Rating	<b>Neutral</b>
----------------------------	----------------

## Investment Details

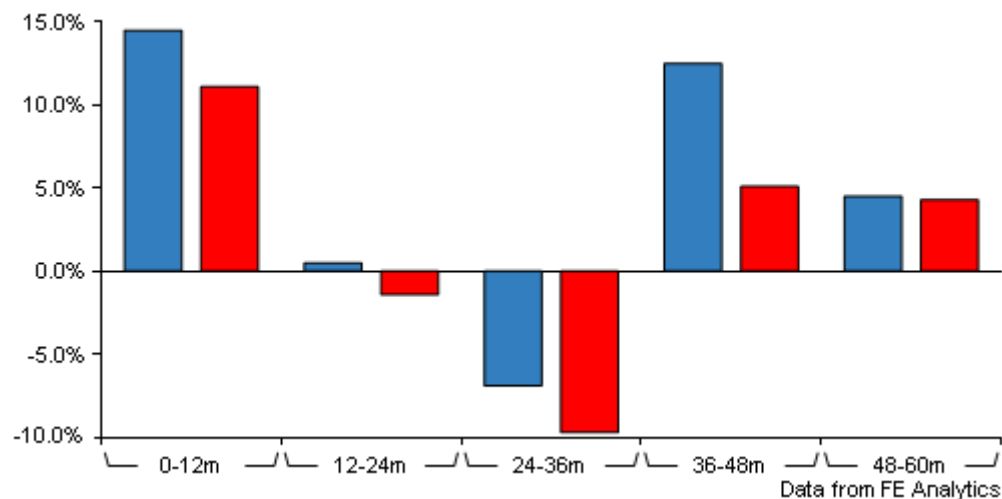
Initial Charge	0.67%
Annual Charges	0.67%
Note to charges	Initial Charges: max.;
Minimum Initial Investment	£ 500
Minimum Additional Investment	£ 500
Dividend Policy	Jan 01, Feb 01, Mar 01, Apr 01, May 01, Jun 01, Jul 01, Aug 01, Sep 01 (Final), Oct 01, Nov 01, Dec 01

## Prices

Unit Type	ACC
Mid	356.60(GBX)
Price Date	23 Aug 2024
Yield	5.78

# Invesco Monthly Income Plus (UK) Z Acc

## Discrete Performance



	0-12m	12m-24m	24m-36m	36m-48m	48m-60m
<span style="color: blue;">■</span> Invesco Monthly Income Plus (UK) Z Acc	+14.5	+0.5	-6.9	+12.5	+4.5
<span style="color: red;">■</span> IA Sterling Strategic Bond	+11.1	-1.4	-9.7	+5.1	+4.3
Rank within sector	7 / 88	27 / 86	23 / 80	4 / 75	33 / 70
Quartile	1	2	2	1	2

All prices in Pence Sterling (GBX) unless otherwise specified. Price total return performance figures are calculated on a bid price to bid price basis (mid to mid for OEICs) with net income (dividends) reinvested. Performance figures are shown in Pound Sterling (GBP).

## Codes

Citicode	GUWW
SEDOL	B8N45P4
ISIN	GB00B8N45P45

## Contact Details

Address	Invesco Administration Centre, PO Box 586, Darlington, United Kingdom, DL1 9BE
Telephone numbers	MN (Fax Number) 44 20 7543 3588 (Main Number)
Website	<a href="http://www.invesco.co.uk">www.invesco.co.uk</a>
Email	<a href="mailto:enquiry@invesco.com">enquiry@invesco.com</a>

# Invesco Monthly Income Plus (UK) Z Acc

## Asset Allocation (31 Jul 2024)

Rank	Asset Classes	%
1	United Kingdom Bonds	38.16
2	United States Bonds	10.05
3	United Kingdom Equities	9.34
4	Global Fixed Interest	7.71
5	Italy Bonds	6.48
6	France Bonds	6.42
7	Cash	6.42
8	Germany Bonds	5.21
9	Spain Bonds	3.39
10	Others	6.82



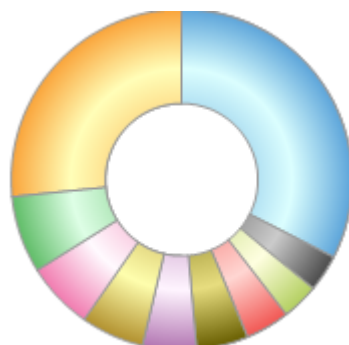
## Regional Breakdown (31 Jul 2024)

Rank	Regions	%
1	UK	47.50
2	USA	11.03
3	Others	7.72
4	Italy	6.48
5	France	6.42
6	Money Market	6.42
7	Germany	5.21
8	Spain	3.39
9	Netherlands	1.68
10	Others	4.15



## Sector Breakdown (31 Jul 2024)

Rank	Sectors	%
1	Bank	26.60
2	Government	7.30
3	Cash	6.42
4	Utility	6.00
5	Insurance	5.14
6	Auto	4.87
7	Industrials	4.19
8	Leisure	3.53
9	Telecom	3.45
10	Others	32.50



## Top Holdings (31 Jul 2024)

Rank	Largest Holdings	%
1	POUND STERLING RECEIV. 09AUG24 BNP	12.05
2	POUND STERLING RECEIV. 13SEP24 RBS	11.40

# Invesco Monthly Income Plus (UK) Z Acc

Rank	Largest Holdings	%
3	POUND STERLING RECEIV. 18OCT24 RBS	10.27
4	INVESCO STERL LIQI PRTF-AGY	5.18
5	LLOYDS BANKING GROUP FLTG 2.707 DEC 03 35	2.32
6	CO-OPERATIVE BK HLDS NPV	1.76
7	NATIONWIDE B/S 10.25 PERPETUAL	1.63
8	INTESA SANPAOLO S P FLTG 7.700 PERP 144	1.37
9	UK TREASURY 3.750 OCT 22 53 REG	1.30
10	FORD MOTOR CR LLC 6.860 JUN 05 26	1.12