

# Smithson Investment Trust ORD 1P

## What is the Fund's objective?

The Company's investment objective is to provide Shareholders with long term growth in value through exposure to a diversified portfolio of shares issued by listed or traded companies.


## Cumulative Performance



	3m	6m	1yr	3yrs	5yrs
Smithson Investment Trust ORD 1P	+4.0	+6.6	+9.6	-22.9	+18.6
Global Smaller Companies	+2.1	+8.6	+15.4	-19.7	+27.1
NAV	+2.2	+1.6	+6.3	-13.7	+34.9
Rank within sector	1 / 5	3 / 5	4 / 5	4 / 5	4 / 5
Quartile	1	2	3	3	3

Sector	Global Smaller Companies
Asset Class	Equity
Launch Date	19-Oct-2018
Fund Size	£2,060.5m / \$2,718.7m [23-Aug-2024]
Fund Manager	Simon Barnard Will Morgan

## How does FE fundinfo rate this fund?

FE fundinfo Crown Rating	
Risk Score	154

## Investment Details

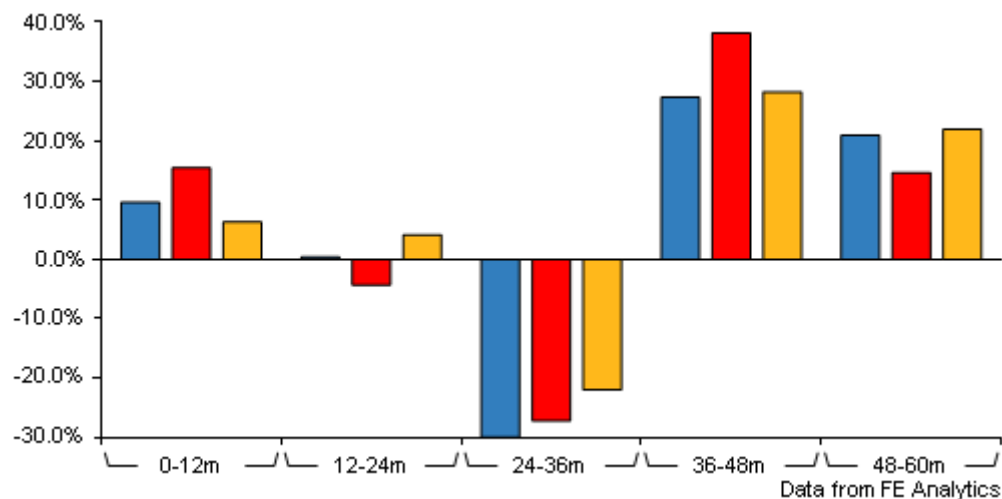
Initial Charge	0.00%
Annual Charges	0.90%
Note to charges	Initial Charges: max.;
Minimum Initial Investment	n/a
Minimum Additional Investment	n/a
Dividend Policy	n/a
Management Contract	n/a

## Prices

Unit Type	n/a
Mid	1466.00(GBX)
Price Date	23 Aug 2024
Yield	0.00
Discount	-8.93
Diluted NAV	
- Estimate	1609.78
- Last Published	1609.78 [22-Aug-2024]

# Smithson Investment Trust ORD 1P

## Discrete Performance



	0-12m	12m-24m	24m-36m	36m-48m	48m-60m
Smithson Investment Trust ORD 1P	+9.6	+0.4	-30.0	+27.3	+20.9
Global Smaller Companies	+15.4	-4.3	-27.2	+38.1	+14.6
NAV	+6.3	+4.1	-22.0	+28.2	+21.9
Rank within sector	4 / 5	3 / 5	4 / 5	4 / 5	3 / 5
Quartile	3	2	3	3	2

All prices in Pence Sterling (GBX) unless otherwise specified. Price total return performance figures are calculated using closing mid prices and with net income (dividends) reinvested. NAV total return performance figures are calculated using fully diluted (where applicable) daily estimated NAV figures from Thomson Financial Datastream. Performance figures are shown in Pound Sterling (GBP).

## Codes

Citicode	PI4P
SEDOL	BGJWTR8
ISIN	GB00BGJWTR88
TIDM	SSON

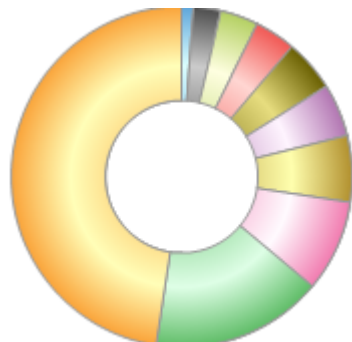
## Contact Details

Address	33 Cavendish Square, London, W1G 0PW
Website	<a href="http://www.fundsmith.co.uk">www.fundsmith.co.uk</a>
Email	<a href="mailto:enquiries@fundsmith.co.uk">enquiries@fundsmith.co.uk</a>

# Smithson Investment Trust ORD 1P

## Asset Allocation (28 Jun 2024)

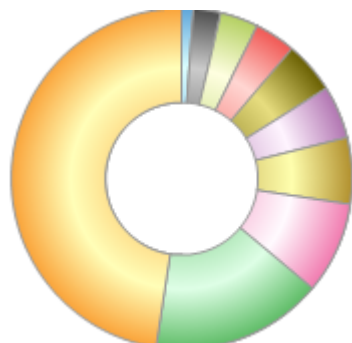
Rank	Asset Classes	%
1	USA Equities	47.60
2	UK Equities	16.30
3	Italy Equities	8.70
4	Germany Equities	6.30
5	Switzerland Equities	5.00
6	Sweden Equities	4.90
7	New Zealand Equities	3.90
8	Denmark Equities	3.60
9	Australia Equities	2.60
10	Others	1.10



Powered by data from FE fundinfo

## Regional Breakdown (28 Jun 2024)

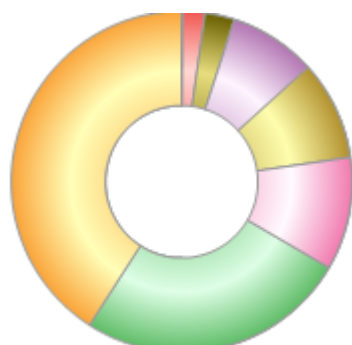
Rank	Regions	%
1	USA	47.60
2	UK	16.30
3	Italy	8.70
4	Germany	6.30
5	Switzerland	5.00
6	Sweden	4.90
7	New Zealand	3.90
8	Denmark	3.60
9	Australia	2.60
10	Others	1.10



Powered by data from FE fundinfo

## Sector Breakdown (28 Jun 2024)

Rank	Sectors	%
1	Industrials	40.90
2	Information Technology	25.70
3	Health Care	10.70
4	Consumer Discretionary	9.40
5	Consumer Staples	8.30
6	Financials	2.80
7	Materials	2.10
8	Cash	0.10



Powered by data from FE fundinfo

## Top Holdings (28 Jun 2024)

Rank	Largest Holdings	%
1	Diploma	n/a
2	Moncler	n/a

# Smithson Investment Trust ORD 1P

Rank	Largest Holdings	%
3	Verisk Analytics	n/a
4	Geberit	n/a
5	Rational	n/a
6	Fisher & Paykel	n/a
7	Equifax	n/a
8	Verisign	n/a
9	Fortinet	n/a
10	Ambu	n/a