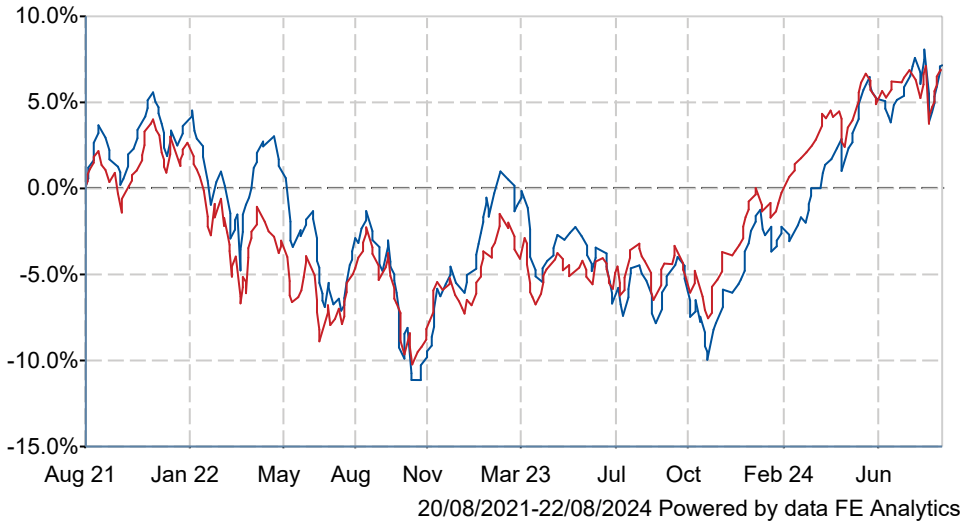


The MI Hawksmoor Global Opportunities C Acc GBP

What is the Fund's objective?

The investment objective of the Fund is to provide capital growth


Cumulative Performance



	3m	6m	1yr	3yrs	5yrs
■ The MI Hawksmoor Global Opportunities C Acc GBP	+0.9	+9.4	+16.5	+7.1	+41.1
■ IA Flexible Investment	+0.5	+5.3	+14.3	+6.8	+28.2
Rank within sector	71 / 164	7 / 163	53 / 159	68 / 141	26 / 121
Quartile	2	1	2	2	1

Sector	IA Flexible Investment
Asset Class	Mixed Asset
Launch Date	18-Sep-2018
Fund Size	£46.7m / \$61.1m (22-Aug-2024)
Fund Manager	Ben Conway Daniel Lockyer Ben Mackie Dan Cartridge

How does FE fundinfo rate this fund?

FE fundinfo Crown Rating	
Risk Score	79

Investment Details

Initial Charge	n/a
Annual Charges	0.75%
Note to charges	n/a
Minimum Initial Investment	£ 5,000
Minimum Additional Investment	£ 1,000
Dividend Policy	Nov 01 (Final)

Prices

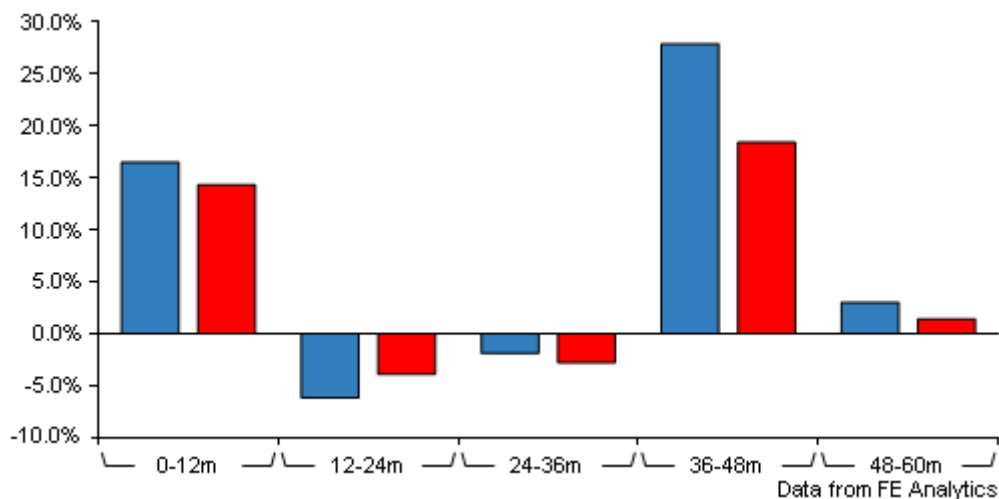
Unit Type	ACC
Mid	144.41(GBX)
Price Date	22 Aug 2024
Yield	1.66

Codes

Citicode	P2AU
SEDOL	BG38228
ISIN	GB00BG382281

The MI Hawksmoor Global Opportunities C Acc GBP

Discrete Performance



	0-12m	12m-24m	24m-36m	36m-48m	48m-60m
The MI Hawksmoor Global Opportunities C Acc GBP	+16.5	-6.2	-1.9	+27.9	+3.0
IA Flexible Investment	+14.3	-3.9	-2.8	+18.4	+1.4
Rank within sector	53 / 159	124 / 152	64 / 141	12 / 130	48 / 121
Quartile	2	4	2	1	2

All prices in Pence Sterling (GBX) unless otherwise specified. Price total return performance figures are calculated on a bid price to bid price basis (mid to mid for OEICs) with net income (dividends) reinvested. Performance figures are shown in Pound Sterling (GBP).

Contact Details

Address MI Hawksmoor Open-Ended Investment Company -, The MI Hawksmoor Global Opportunities Fund, Hamilton Centre Rodney Way, Chelmsford, Essex, CM1 3BY

Telephone numbers 0345 026 4283 (Dealing & Administration)

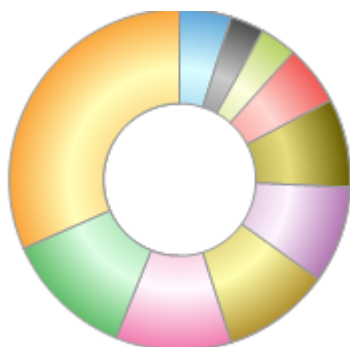
Website www.fundrock.com

Email hawksmoor@apexgroup.com

The MI Hawksmoor Global Opportunities C Acc GBP

Asset Allocation (31 Jul 2024)

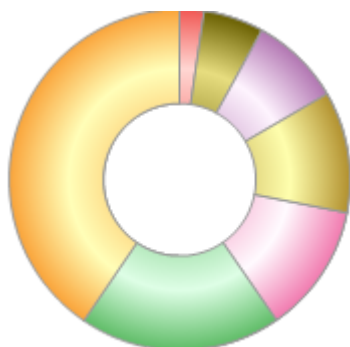
Rank	Asset Classes	%
1	UK Equities	31.60
2	Japanese Equities	12.30
3	North American Equities	11.00
4	Others	10.20
5	Alternative Investment Strategies	9.20
6	Asia Pacific ex Japan Equities	8.40
7	Commodity & Energy	5.70
8	Europe ex UK Equities	3.50
9	Property	3.20
10	Others	4.90



Powered by data from FE fundinfo

Regional Breakdown (31 Jul 2024)

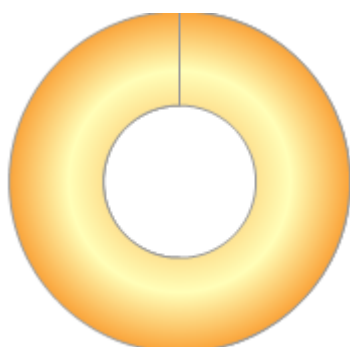
Rank	Regions	%
1	UK	40.50
2	North America	19.10
3	Japan	12.30
4	Europe ex UK	11.50
5	Asia ex Japan	8.60
6	Other	5.70
7	Emerging Markets	2.30



Powered by data from FE fundinfo

Sector Breakdown (30 Jun 2024)

Rank	Sectors	%
1	Money Market	100.00



Powered by data from FE fundinfo

Top Holdings (31 Jul 2024)

Rank	Largest Holdings	%
1	Artemis UK Select	6.10
2	WS Gresham House UK Multi Cap Income	4.78

The MI Hawksmoor Global Opportunities C Acc GBP

Rank	Largest Holdings	%
3	Fiera Atlas Global Companies	4.68
4	Aberforth UK Small Companies	4.37
5	VT De Lisle America	4.32
6	VT Teviot UK Smaller Companies	4.22
7	Ninety One Global Gold	3.55
8	M&G Japan Smaller Companies	3.48
9	Polar Capital Japan Value	3.38
10	Polar Capital UK Value Opportunities	2.99