



Stan Life Fidelity Multi Asset Open Growth

Fund objective

To achieve long - term capital growth by investing in a wide range of investments covering the UK and other markets throughout the world. The fund will invest primarily in collective investment schemes managed by other fund managers and directly in equities, bonds and money market instruments.

Detailed fund information

Unit name Stan Life Fidelity Multi Asset Open Growth

FE fundinfo Crown Rating 

Sector Mixed Investment 40-85% Shares

Domicile United Kingdom

Fund currency GBX

Unit currency GBX

Launch date 25-Mar-2006

Fund size (as at 31-Dec-2025) £3.9m

Primary asset class Mixed Asset

Inc / Acc Accumulating

Price and charges

Bid price (as at 17-Feb-2026) GBX 204.80

Offer price (as at 17-Feb-2026) GBX 204.80

Initial charge n/a

Annual charge 1.65%

Codes

Citicode OO31

ISIN GB00B3BDJL29

Management information

Fund manager Chris Forgan

Start date 01-Jan-2020

Address Standard Life House, 30 Lothian Road, Edinburgh

Website www.standardlife.com

Past performance overview fund vs. sector



17/02/2021 - 17/02/2026 Powered by data from FE fundinfo

Cumulative performance (%)

	YTD	3m	6m	1y	3ys	5ys
Stan Life Fidelity Multi Asset Open Growth	+3.3	+4.0	+8.0	+10.0	+21.8	+26.9
Mixed Investment 40-85% Shares	+2.4	+3.6	+7.5	+9.8	+23.8	+28.2

Discrete performance (%)

	YTD	2025	2024	2023	2022	2021
Stan Life Fidelity Multi Asset Open Growth	+3.3	+10.4	+5.8	+4.1	-4.4	+8.1
Mixed Investment 40-85% Shares	+2.4	+10.9	+6.9	+6.8	-7.8	+9.1

Growth of £1000 over 3 years

Total return performance of the fund rebased to 1000. Your actual return would be reduced by the cost of buying and selling the fund, and inflation.



■ Fund

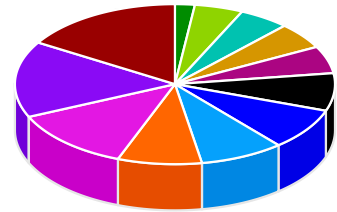
17/02/2023 - 17/02/2026 Powered by data from FE fundinfo

All prices in Pence Sterling (GBX) unless otherwise specified. Price performance figures are calculated on a bid price to bid price basis with net income (dividends) reinvested. Performance figures are shown in Sterling.

Stan Life Fidelity Multi Asset Open Growth

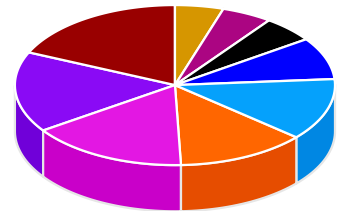
Asset allocation

Key	Rank	Asset class	% of Fund (31.01.2026)
A	1	UK Equities	16.3
B	2	International Equities	15.4
C	3	North American Equities	12.5
D	4	European Equities	8.5
E	5	Global Fixed Interest	8.5
F	6	Commodity & Energy	8.4
G	7	Global Emerging Market Equities	7.6
H	8	Global Emerging Market Fixed Interest	5.5
I	9	Others	5.3
J	10	Japanese Equities	5.1
K	11	Asia Pacific ex Japan Equities	4.9
L	12	Hedge	4.5
M	13	Global High Yield Fixed Interest	1.9
N	14	Global Government Fixed Interest	1.7
O	15	Alternative Investment Strategies	-6.1



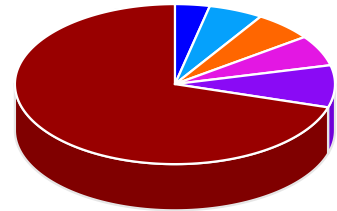
Regional breakdown

Key	Rank	Region	% of Fund (31.01.2026)
A	1	Global Equities	18.3
B	2	UK Equities	16.3
C	3	Precious Metals	16.0
D	4	Emerging Market Equities	13.1
E	5	North American Equities	12.5
F	6	European Equities	8.5
G	7	Cash & Other Assets	5.3
H	8	Japan Equities	5.1
I	9	Pacific ex Japan Equities	4.9



Sector breakdown

Key	Rank	Sector	% of Fund (31.01.2026)
A	1	Equities	70.3
B	2	Mutual Funds	8.5
C	3	Hedge	6.2
D	4	Precious Metals & Stones	6.0
E	5	Fixed Interest	5.5
F	6	Others	5.3
G	7	Commodity & Energy	2.4
H	8	High Yield Bond	1.9
I	9	Derivatives	-6.1



Top ten holdings

Rank	Holding	% of Fund (31.01.2026)
1	ARTEMIS UK SELECT FUND	6.6
2	AMUNDI PHYSICAL GOLD ETC	6.0
3	Principal Finisterre Unconstrained Emerging Markets Fixed Income Fund I2HInc£	5.5
4	Fidelity Global Dividend Fund W Accumulation Shares	5.4
5	The Sterling Fund Class C Accumulating Shares	5.4
6	BlackRock Global Unconstrained Equity Fund Class A USD Acc	4.7
7	INVESCO EUROPEAN EQUITY FUND UK	4.6
8	PICTET-STRATEGIC CREDIT	4.3
9	JUPITER STRATEGIC BOND -XAAC	4.2
10	JANUS HENDERSON GLOBAL FUNDS - JANUS HENDERSON GLOBAL TECHNOLOGY LEADERS FUND	4.0