

Liontrust Balanced C Acc

What is the Fund's objective?

To generate long term (5 years or more) capital growth with the potential for income.

Cumulative Performance




	3m	6m	1yr	3yrs	5yrs
■ Liontrust Balanced C Acc	-1.0	+3.7	+16.3	+6.7	+42.1
■ IA Mixed Investment 40-85% Shares	+1.0	+5.3	+14.4	+6.2	+26.0
Rank within sector	217 / 224	199 / 220	44 / 217	97 / 202	21 / 174
Quartile	4	4	1	2	1

Fund Information

Sector	IA Mixed Investment 40-85% Shares
Asset Class	Mixed Asset
Launch Date	31-Dec-1998
Fund Size	£436.0m / \$575.2m (23-Aug-2024)
Fund Manager	Kevin Kruczynski Mark Hawtin

How does FE fundinfo rate this fund?

FE fundinfo Crown Rating	
Risk Score	112

Investment Details

Initial Charge	n/a
Annual Charges	0.75%
Note to charges	n/a
Minimum Initial Investment	£ 250,000
Minimum Additional Investment	£ 100
Dividend Policy	Jan 01, Jul 01 (Final)

Prices

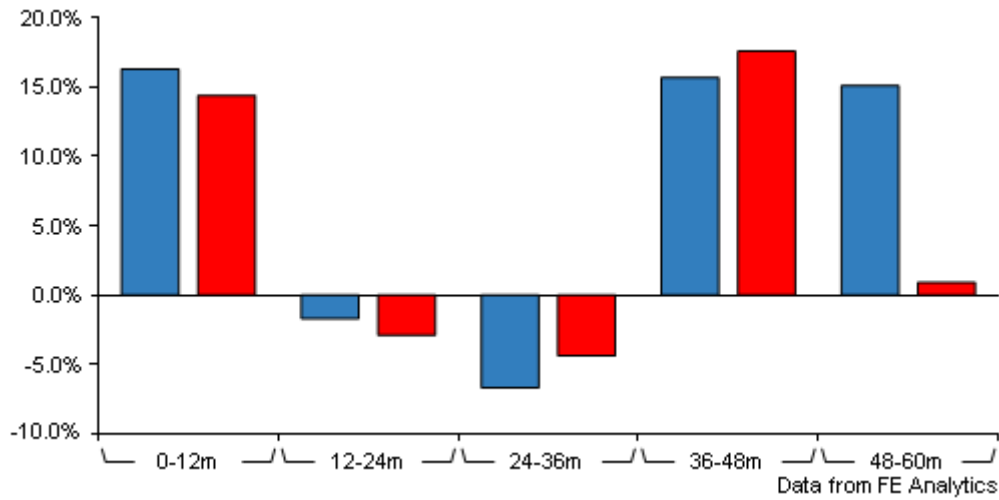
Unit Type	ACC
Bid	252.52(GBX)
Offer	252.97(GBX)
Price Date	23 Aug 2024
Yield	0.81

Codes

Citicode	GQKV
SEDOL	B85K721
ISIN	GB00B85K7211

Liontrust Balanced C Acc

Discrete Performance



	0-12m	12m-24m	24m-36m	36m-48m	48m-60m
■ Liontrust Balanced C Acc	+16.3	-1.7	-6.7	+15.7	+15.1
■ IA Mixed Investment 40-85% Shares	+14.4	-2.9	-4.4	+17.6	+0.9
Rank within sector	44 / 217	64 / 208	152 / 202	137 / 185	3 / 174
Quartile	1	2	4	3	1

All prices in Pence Sterling (GBX) unless otherwise specified. Price total return performance figures are calculated on a bid price to bid price basis (mid to mid for OEICs) with net income (dividends) reinvested. Performance figures are shown in Pound Sterling (GBP).

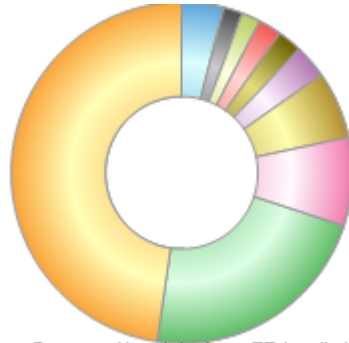
Contact Details

Address	2 Savoy Court, London, United Kingdom, WC2R 0EZ
Telephone numbers	20 7412 1700 (Main Number)
Website	www.liontrust.co.uk
Email	LionTA@liontrust.co.uk

Liontrust Balanced C Acc

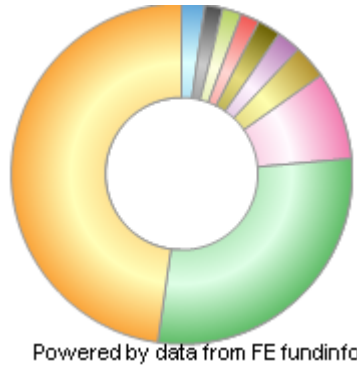
Asset Allocation (31 Jul 2024)

Rank	Asset Classes	%
1	US Equities	47.80
2	UK Gilts	22.32
3	Money Market	8.35
4	UK Equities	6.38
5	Danish Equities	3.16
6	Chinese Equities	2.26
7	Japanese Equities	2.19
8	Canadian Equities	1.80
9	Taiwanese Equities	1.79
10	Others	3.95



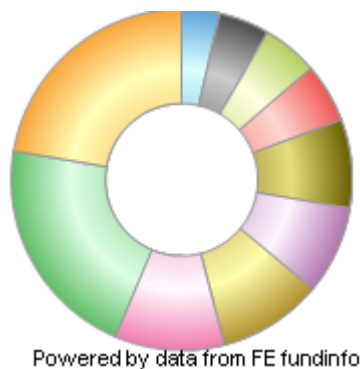
Regional Breakdown (31 Jul 2024)

Rank	Regions	%
1	USA	47.80
2	UK	28.70
3	Cash & Cash Equivalents	8.35
4	Denmark	3.16
5	China	2.26
6	Japan	2.19
7	Canada	1.80
8	Taiwan	1.79
9	France	1.73
10	Others	2.22



Sector Breakdown (31 Jul 2024)

Rank	Sectors	%
1	Government Bonds	22.32
2	Information Technology	21.41
3	Health Care	10.37
4	Financials	9.85
5	Consumer Discretionary	8.41
6	Money Market	8.35
7	Industrials	5.58
8	Communications	5.26
9	Materials	4.81
10	Others	3.64



Top Holdings (31 Jul 2024)

Rank	Largest Holdings	%
1	Government of United Kingdom 0.625% 22-NOV-2042	3.75
2	Government of United Kingdom 2.0% 26-JAN-2035	3.60

Liontrust Balanced C Acc

Rank	Largest Holdings	%
3	Microsoft Corporation	3.35
4	Government of United Kingdom 0.125% 22-MAR-2046	3.31
5	Government of United Kingdom 0.125% 22-MAR-2029	3.05
6	Government of United Kingdom 1.125% 22-NOV-2037	3.03
7	Apple Inc.	2.92
8	Government of United Kingdom 0.75% 22-MAR-2034	2.87
9	Government of United Kingdom 0.625% 22-MAR-2040	2.71
10	Seagate Technology Holdings Public Limited Company	2.04