

## Liontrust Sustainable Future Global Growth 2 Acc

### What is the Fund's objective?

The Fund aims to deliver capital growth over the long term (5 years or more) through investment in sustainable securities.

### Cumulative Performance




	3m	6m	1yr	3yrs	5yrs
Liontrust Sustainable Future Global Growth 2 Acc	-1.4	+0.3	+16.6	-4.0	+53.8
IA Global	-0.1	+3.6	+16.1	+12.3	+51.6
Rank within sector	425 / 563	464 / 557	292 / 546	418 / 487	211 / 412
Quartile	4	4	3	4	3

### Fund Information

Sector	IA Global
Asset Class	Equity
Launch Date	19-Feb-2001
Fund Size	£1,442.5m / \$1,903.3m (23-Aug-2024)
Fund Manager	Peter Michaelis Simon Clements Chris Foster

### How does FE fundinfo rate this fund?

FE fundinfo Crown Rating	
Risk Score	132

### Investment Details

Initial Charge	n/a
Annual Charges	0.75%
Note to charges	n/a
Minimum Initial Investment	£ 500,000
Minimum Additional Investment	£ 25,000
Dividend Policy	Feb 01 (Final), Aug 01

### Prices

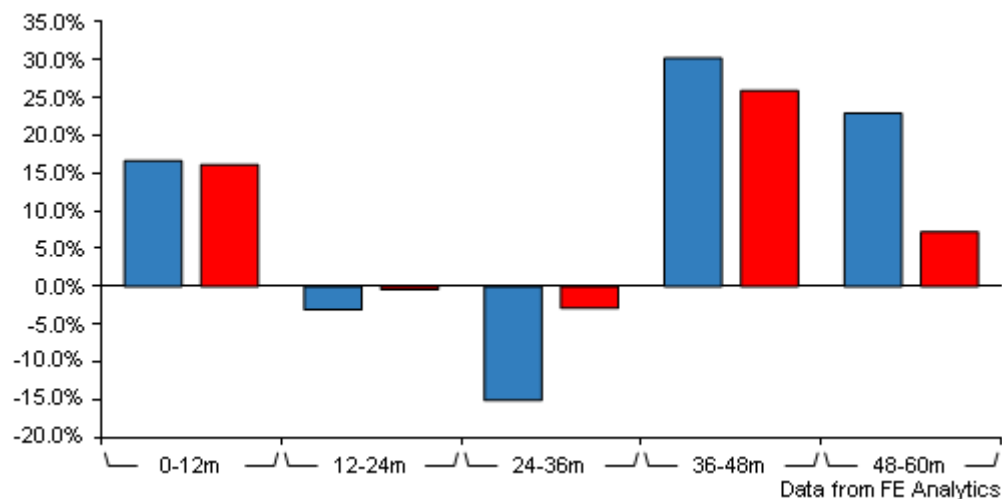
Unit Type	ACC
Mid	290.41(GBX)
Price Date	23 Aug 2024
Yield	0.00

### Codes

Citicode	GN20
SEDOL	3003006
ISIN	GB0030030067

# Liontrust Sustainable Future Global Growth 2 Acc

## Discrete Performance



	0-12m	12m-24m	24m-36m	36m-48m	48m-60m
Liontrust Sustainable					
■ Future Global Growth 2 Acc	+16.6	-3.1	-15.1	+30.2	+22.9
■ IA Global	+16.1	-0.4	-2.9	+25.9	+7.2
Rank within sector	292 / 546	383 / 522	439 / 487	100 / 442	42 / 411
Quartile	3	3	4	1	1

All prices in Pence Sterling (GBX) unless otherwise specified. Price total return performance figures are calculated on a bid price to bid price basis (mid to mid for OEICs) with net income (dividends) reinvested. Performance figures are shown in Pound Sterling (GBP).

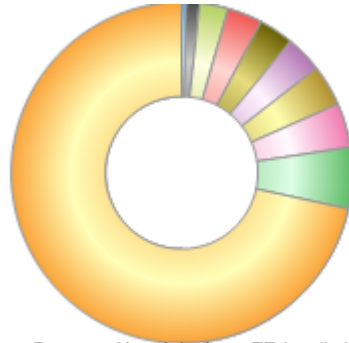
## Contact Details

Address	2 Savoy Court, London, United Kingdom, WC2R 0EZ
Telephone numbers	20 7412 1700 (Main Number)
Website	<a href="http://www.liontrust.co.uk">www.liontrust.co.uk</a>
Email	<a href="mailto:LionTA@liontrust.co.uk">LionTA@liontrust.co.uk</a>

# Liontrust Sustainable Future Global Growth 2 Acc

## Asset Allocation (31 Jul 2024)

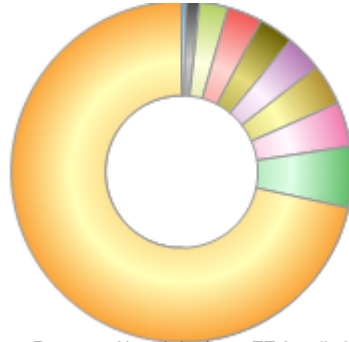
Rank	Asset Classes	%
1	US Equities	71.64
2	Dutch Equities	5.83
3	Swiss Equities	4.16
4	UK Equities	3.89
5	German Equities	3.50
6	Danish Equities	3.28
7	Japanese Equities	3.26
8	Luxembourg Equities	2.73
9	Swedish Equities	1.30
10	Money Market	0.42



Powered by data from FE fundinfo

## Regional Breakdown (31 Jul 2024)

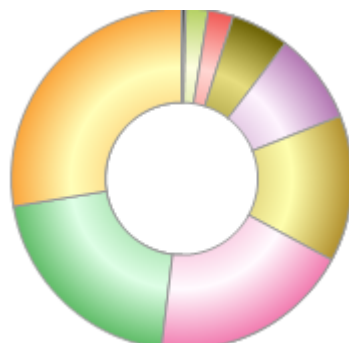
Rank	Regions	%
1	USA	71.64
2	Netherlands	5.83
3	Switzerland	4.16
4	UK	3.89
5	Germany	3.50
6	Denmark	3.28
7	Japan	3.26
8	Luxembourg	2.73
9	Sweden	1.30
10	Cash & Cash Equivalents	0.42



Powered by data from FE fundinfo

## Sector Breakdown (31 Jul 2024)

Rank	Sectors	%
1	Information Technology	27.62
2	Financials	20.49
3	Health Care	18.98
4	Industrials	13.94
5	Consumer Discretionary	8.59
6	Communications	5.47
7	Real Estate	2.42
8	Materials	2.06
9	Money Market	0.42



Powered by data from FE fundinfo

## Top Holdings (31 Jul 2024)

Rank	Largest Holdings	%
1	Thermo Fisher Scientific Inc.	3.89
2	Visa Inc.	3.79

## Liontrust Sustainable Future Global Growth 2 Acc

Rank	Largest Holdings	%
3	Microsoft Corporation	3.00
4	PTC Inc.	2.87
5	Veralto Corporation	2.86
6	Cadence Design Systems, Inc.	2.80
7	Agilent Technologies, Inc.	2.78
8	Alphabet Inc.	2.74
9	Spotify Technology S.A.	2.73
10	VeriSign, Inc.	2.72