

# Aviva Life International Index Tracker

## Fund objective

To track the performance of the FTSE World (ex UK) Index by investing mainly in international equities.

## Detailed fund information

**Unit name** Aviva Life International Index Tracker

**FE fundinfo Passive Fund Rating**



**Sector** Global Equities

**Domicile** United Kingdom

**Fund currency** GBX

**Unit currency** GBX

**Launch date** 01-Mar-1985

**Fund size** (as at 31-May-2024) £40.5m

**Primary asset class** Equity

**Inc / Acc** Accumulating

## Price and charges

**Bid price** (as at 25-Jun-2024) GBX 468.00

**Offer price** (as at 25-Jun-2024) GBX 492.63

**Initial charge** n/a

**Annual charge** 1.00%

## Codes

**Citicode** NX69

**ISIN** GB0009683573

## Management information

**Fund manager** Ned Kelly

**Start date** 01-Jul-2001

**Address** Aviva Life Services UK Limited, Wellington Row, York

**Tel** 0800 068 6800 (Main Number)

**Website** www.aviva.co.uk

**Email** contactus@aviva.com

## Past performance overview fund vs. sector



## Cumulative performance (%)

	YTD	3m	6m	1y	3ys	5ys
Aviva Life International Index Tracker	+9.9	+2.0	+10.6	+17.7	+22.4	+54.0
Global Equities	+8.9	+2.3	+9.8	+16.4	+19.6	+48.6

## Discrete performance (%)

	YTD	2023	2022	2021	2020	2019
Aviva Life International Index Tracker	+9.9	+13.1	-8.5	+17.1	+11.2	+17.9
Global Equities	+8.9	+11.6	-8.1	+16.6	+8.9	+18.6

## Growth of £1000 over 3 years

Total return performance of the fund rebased to 1000. Your actual return would be reduced by the cost of buying and selling the fund, and inflation.



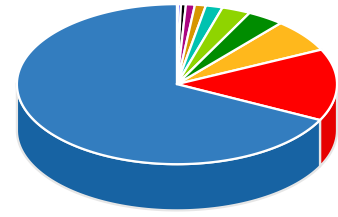
**Fund**  
25/06/2021 - 25/06/2024 Powered by data from FE fundinfo  
All prices in Pence Sterling (GBX) unless otherwise specified. Price performance figures are calculated on a bid price to bid price basis with net income (dividends) reinvested. Performance figures are shown in Sterling.

Source: FE fundinfo You should not use past performance as a suggestion of future performance. It should not be the main or sole reason for making an investment decision. The value of investments and any income from them can fall as well as rise. You may not get back the amount you invested. Tax concessions are not guaranteed their value will depend on individual circumstances and may change in the future. Fund performance data is based on a (bid to bid) basis and doesn't take into account fees and expenses which are specific to individual plans. Details are available on request.

# Aviva Life International Index Tracker

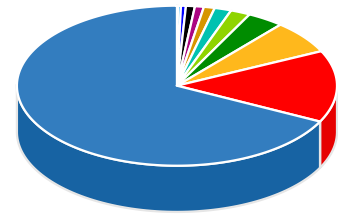
## Asset allocation

Key	Rank	Asset class	% of Fund (30.04.2024)
A	1	North American Equities	67.6
B	2	European Equities	14.5
C	3	Japanese Equities	6.7
D	4	Asia Pacific Emerging Equities	3.7
E	5	Asia Pacific Equities	2.9
F	6	International Equities	1.7
G	7	Money Market	1.1
H	8	American Emerging Equities	0.9
I	9	Middle East & African Equities	0.5
J	10	European Emerging Equities	0.3
K	11	UK Equities	0.1



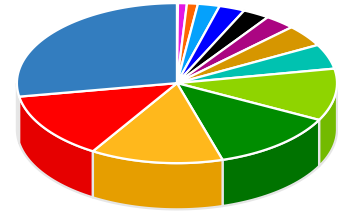
## Regional breakdown

Key	Rank	Region	% of Fund (30.04.2024)
A	1	North America	67.6
B	2	Dev. Europe	14.5
C	3	Japan	6.7
D	4	Emerging Asia	3.7
E	5	Australia & New Zealand	2.0
F	6	Other	1.7
G	7	Cash/Money Market	1.1
H	8	Developed Asia	0.9
I	9	South & Central America	0.9
J	10	Middle East & Africa	0.5
K	11	Emerging Europe	0.3
L	12	UK	0.1



## Sector breakdown

Key	Rank	Sector	% of Fund (30.04.2024)
A	1	Technology	27.7
B	2	Financials	13.5
C	3	Consumer Discretionary	13.4
D	4	Industrials	12.8
E	5	Health Care	10.5
F	6	Consumer Staples	5.0
G	7	Energy	4.4
H	8	Basic Materials	3.1
I	9	Utilities	2.7
J	10	Telecommunications	2.6
K	11	Real Estate	2.2
L	12	Cash/Money Market	1.1
M	13	Other	0.9
N	14	Managed Funds	0.1



## Top ten holdings

Rank	Holding	% of Fund (30.04.2024)
1	MICROSOFT CORPORATION	4.6
2	APPLE	3.9
3	NVIDIA CORP	3.2
4	ALPHABET INC	2.8
5	AMAZON.COM	2.5
6	META PLATFORMS	1.5
7	ELI LILLY AND COMPANY	1.0
8	BROADCOM INC	0.9
9	JPMORGAN CHASE & CO	0.9



**Trustnet**

Powered by FE fundinfo

© Trustnet Limited 2024 Trustnet is a free website devoted exclusively to research, and does not offer any transactional facilities to its users, or offer any advice on investments. The Institute of Company Secretaries and Administrators (ICSA) Registrars Group has issued an official warning to investors to beware of fraudulent use of authorised firms' logos and trademarks by illegitimate and illegal trading operations or 'boiler rooms'. Data supplied in conjunction with Thomson Financial Limited, London Stock Exchange Plc, StructuredRetailProducts.com and ManorPark.com, All Rights Reserved. Please read our Disclaimer and Privacy Policy.