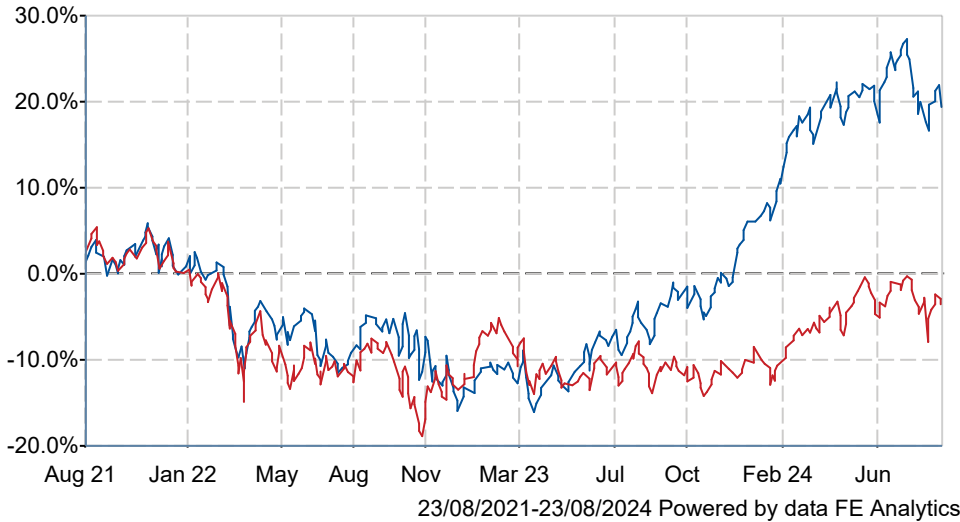




# GQG Partners Emerging Markets Equity I GBP

## What is the Fund's objective?

The Fund's investment objective is to provide capital appreciation over the long-term

## Cumulative Performance




	3m	6m	1yr	3yrs	5yrs
 GQG Partners Emerging Markets Equity I GBP	-2.0	+1.8	+26.0	+19.3	+50.0
 IA Global Emerging Markets	-2.1	+3.4	+10.5	-3.6	+15.0
Rank within sector	93 / 167	125 / 166	2 / 165	6 / 155	5 / 134
Quartile	3	4	1	1	1

## Fund Information

Sector	IA Global Emerging Markets
Asset Class	Equity
Launch Date	15-Feb-2017
Fund Size	£2,287.2m / \$3,017.7m (22-Aug-2024)
Fund Manager	Rajiv Jain Brian Kersmanc Sudarshan Murthy

## How does FE fundinfo rate this fund?

Alpha Manager Rating	Rajiv Jain Brian Kersmanc Sudarshan Murthy
FE fundinfo Crown Rating	
Risk Score	<b>113</b>

## Other ratings

Morningstar Analyst Rating	
----------------------------	---

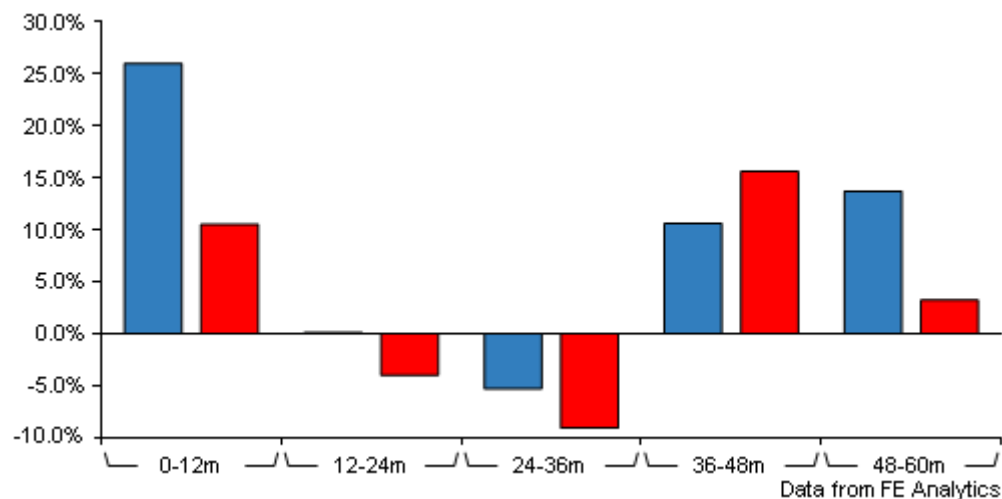
## Investment Details

Initial Charge	n/a
Annual Charges	0.90%
Note to charges	n/a
Minimum Initial Investment	£ 1,000,000
Minimum Additional Investment	n/a
Dividend Policy	Jun 30, Dec 31 (Final)

## Prices

Unit Type	ACC
Mid	17.85(GBP)
Price Date	22 Aug 2024
Yield	n/a

# GQG Partners Emerging Markets Equity I GBP



	0-12m	12m-24m	24m-36m	36m-48m	48m-60m
<span style="color: blue;">■</span> GQG Partners Emerging Markets Equity I GBP	+26.0	+0.1	-5.3	+10.6	+13.7
<span style="color: red;">■</span> IA Global Emerging Markets	+10.5	-4.0	-9.1	+15.6	+3.2
Rank within sector	2 / 165	28 / 160	54 / 155	104 / 142	23 / 134
Quartile	1	1	2	3	1

All prices in Pence Sterling (GBX) unless otherwise specified. Price total return performance figures are calculated on a bid price to bid price basis (mid to mid for OEICs) with net income (dividends) reinvested. Performance figures are shown in Pound Sterling (GBP).

## Codes

Citicode	NQ4R
SEDOL	BDGV0K7
ISIN	IE00BDGV0K75

## Contact Details

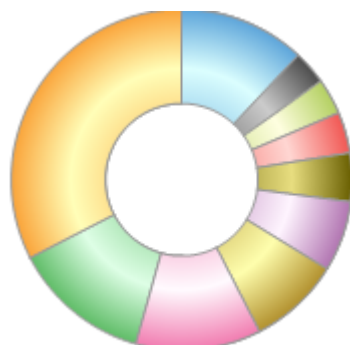
Address	450 East Las Olas Blvd., Suite 750, Fort Lauderdale, FL, 33301
Telephone numbers	001 754 218 5500 (Main Number)
Website	<a href="http://GQG.com">GQG.com</a>
Email	<a href="mailto:clientservices@gqg.com">clientservices@gqg.com</a>

# GQG Partners Emerging Markets Equity

## IGBP

### Asset Allocation (31 Jul 2024)

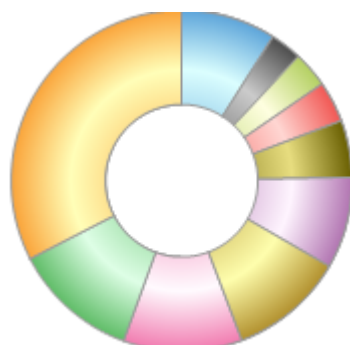
Rank	Asset Classes	%
1	Indian Equities	32.56
2	US Equities	13.10
3	Taiwanese Equities	11.85
4	Chinese Equities	8.73
5	Brazilian Equities	6.66
6	Preference Shares	4.59
7	Indonesian Equities	3.87
8	Saudi Arabian Equities	3.43
9	Money Market	3.21
10	Others	12.00



Powered by data from FE fundinfo

### Regional Breakdown (31 Jul 2024)

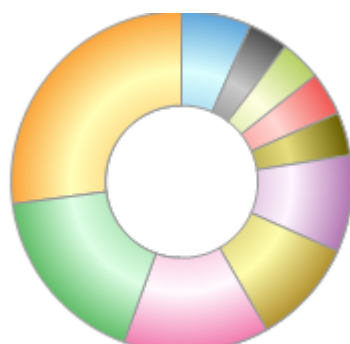
Rank	Regions	%
1	India	32.56
2	Taiwan	11.85
3	Brazil	11.25
4	USA	10.94
5	China	8.73
6	Cash & Cash Equivalents	5.37
7	Indonesia	3.87
8	Saudi Arabia	3.43
9	Netherlands	2.99
10	Others	9.01



Powered by data from FE fundinfo

### Sector Breakdown (31 Jul 2024)

Rank	Sectors	%
1	Information Technology	27.08
2	Financials	17.39
3	Energy	13.83
4	Utilities	10.00
5	Industrials	9.23
6	Communications	4.14
7	Materials	4.06
8	Consumer Discretionary	3.85
9	Consumer Staples	3.84
10	Others	6.58



Powered by data from FE fundinfo

### Top Holdings (31 Jul 2024)

Rank	Largest Holdings	%
1	TAIWAN SEMICONDUCTOR MANUFACTURING TWD10	8.28
2	NVIDIA CORP COM	4.96

# GQG Partners Emerging Markets Equity

## I GBP

3	BROADCOM INC CUM	4.58
4	ADANI PORT AND SPECIAL ECONOMIC ZON LIMITED	3.24
5	PETROLEO BRASILEIRO SA	3.19
6	ADANI ENTERPRISES LTD. INR1	3.15
7	ASML HOLDING NV EUR0.09	2.99
8	TOTALENERGIES SE	2.77
9	ADANI GREEN ENERGY LTD INR10	2.71
10	ADANI POWER LIMITED INR10	2.63