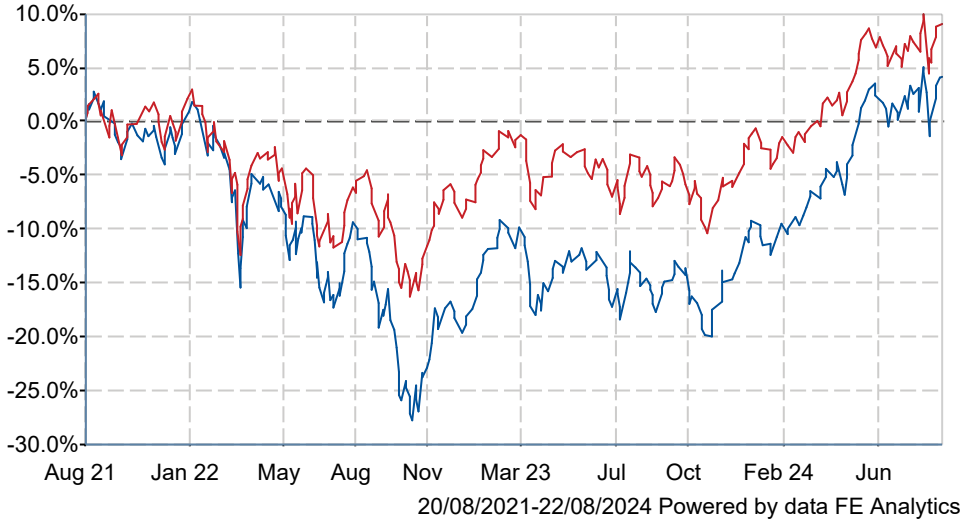




Polar Capital UK Value Opportunities I Acc GBP

What is the Fund's objective?

The Fund aims to achieve long term capital growth by investing in a diversified portfolio of company shares listed in the UK.

Cumulative Performance



	3m	6m	1yr	3yrs	5yrs
 Polar Capital UK Value Opportunities I Acc GBP	+1.8	+14.3	+26.2	+4.1	+36.0
 IA UK All Companies	+0.9	+10.2	+18.4	+9.0	+31.2
Rank within sector	60 / 231	21 / 231	13 / 229	144 / 223	84 / 211
Quartile	2	1	1	3	2

Sector	IA UK All Companies
Asset Class	Equity
Launch Date	31-Jan-2017
Fund Size	£889.0m / \$1,163.2m (22-Aug-2024)
Fund Manager	Georgina Hamilton George Godber

How does FE fundinfo rate this fund?

FE fundinfo Crown Rating



Risk Score

120

Investment Details

Initial Charge	0.00%
Annual Charges	0.75%
Note to charges	Initial Charges: max.;
Minimum Initial Investment	n/a
Minimum Additional Investment	n/a
Dividend Policy	Jan 01 (Final)

Prices

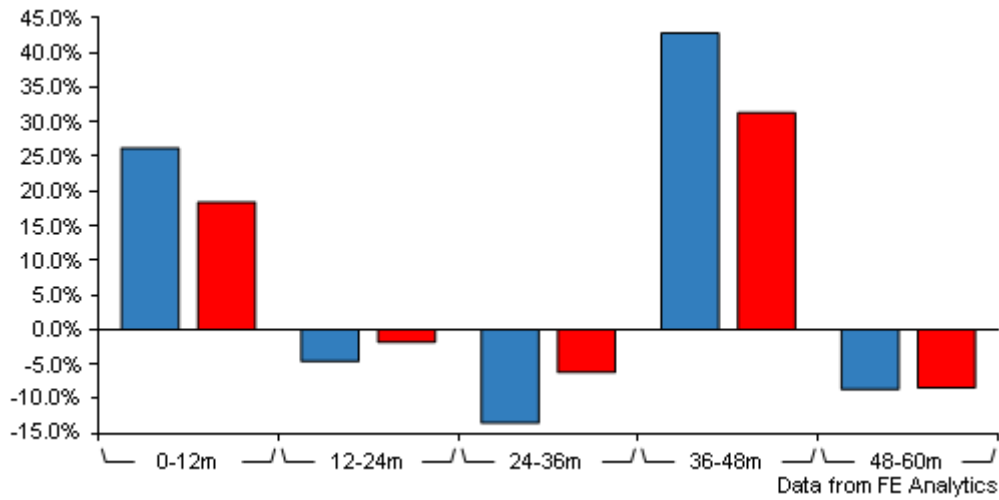
Unit Type	ACC
Mid	15.11(GBP)
Price Date	22 Aug 2024
Yield	n/a

Codes

Citicode	NL4Y
SEDOL	BD81XX9
ISIN	IE00BD81XX91

Polar Capital UK Value Opportunities I Acc GBP

Discrete Performance



	0-12m	12m-24m	24m-36m	36m-48m	48m-60m
■ Polar Capital UK Value Opportunities I Acc GBP	+26.2	-4.6	-13.5	+42.8	-8.6
■ IA UK All Companies	+18.4	-1.8	-6.2	+31.3	-8.4
Rank within sector	13 / 229	175 / 228	163 / 223	33 / 218	101 / 211
Quartile	1	4	3	1	2

All prices in Pence Sterling (GBX) unless otherwise specified. Price total return performance figures are calculated on a bid price to bid price basis (mid to mid for OEICs) with net income (dividends) reinvested. Performance figures are shown in Pound Sterling (GBP).

Contact Details

Address 16 Palace Street, London, United Kingdom, SW1E 5JD

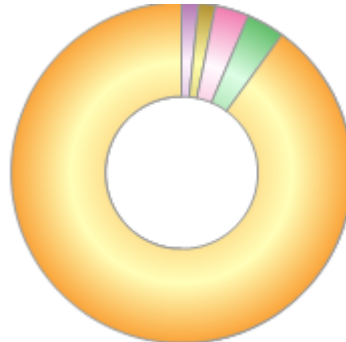
Telephone numbers +44 (0) 20 7227 2799 (Fax Number)
+44 (0) 20 7227 2700 (Main Number)

Website www.polarcapital.co.uk

Email Investor-Relations@polarcapital.co.uk

Asset Allocation (28 Jun 2024)

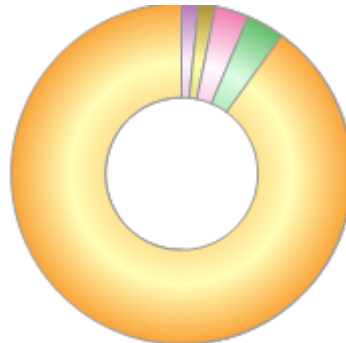
Rank	Asset Classes	%
1	UK Equities	90.03
2	North American Equities	3.62
3	Money Market	3.18
4	Irish Equities	1.59
5	European Equities	1.58



Powered by data from FE fundinfo

Regional Breakdown (28 Jun 2024)

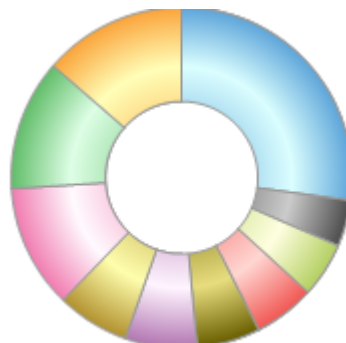
Rank	Regions	%
1	UK	90.03
2	Bermuda	3.62
3	Cash & Cash Equivalents	3.18
4	Ireland	1.59
5	Cyprus	1.58



Powered by data from FE fundinfo

Sector Breakdown (28 Jun 2024)

Rank	Sectors	%
1	Materials	13.60
2	Financial Services	12.40
3	Capital Goods	11.72
4	Food, Beverages and Tobacco	6.91
5	Biotechnology/Medical	6.83
6	Consumer Staples	6.03
7	Property Shares	5.83
8	Insurance	5.22
9	Energy	4.37
10	Others	27.09



Powered by data from FE fundinfo

Top Holdings (28 Jun 2024)

Rank	Largest Holdings	%
1	PREMIER FOODS PLC	3.53
2	MORGAN SINDALL GROUP PLC	3.52

Polar Capital UK Value Opportunities I Acc GBP

Rank	Largest Holdings	%
3	GlaxoSmithKline Ord GBP0.25	3.52
4	3I GROUP PLC	3.40
5	SAINSBURY (J) PLC	3.13
6	Renew Holdings Ord GBP0.10	3.01
7	Marks & Spencer Ord GBP0.25	2.90
8	CAPITAL & COUNTIES PROPERTIE	2.80
9	BREEDON GROUP PLC	2.73
10	SIGMAROC PLC	2.36