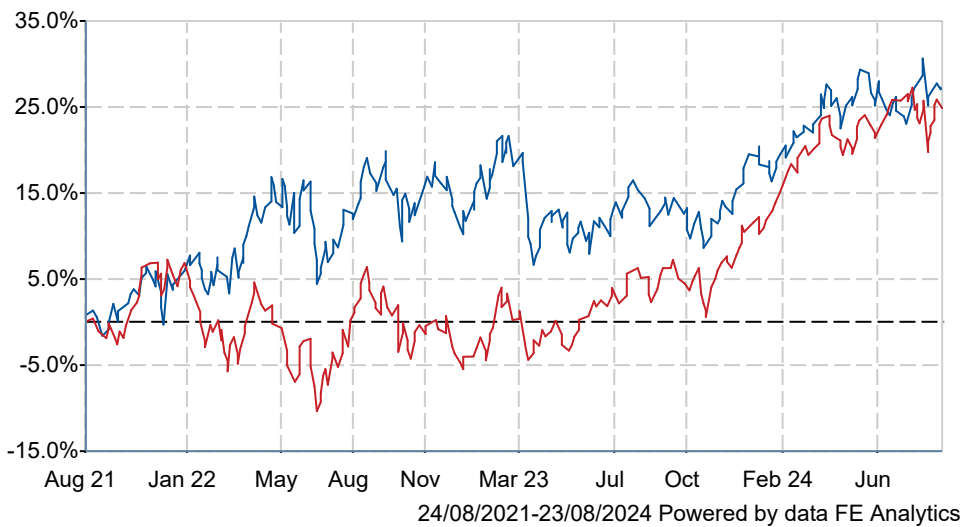


BlackRock US Mid-Cap Value D Acc

What is the Fund's objective?

The Fund aims to provide a return on your investment (generated through an increase in the value of the assets held by the Fund) over the long term (5 or more consecutive years beginning at the point of investment). The Fund invests at least 70% of its total assets in the equity securities (e.g. shares) of medium sized companies which are incorporated or listed on stock exchanges, in the United States. Medium companies are those whose market capitalisation is similar to that of the companies in the Russell Midcap ® Value Index ("the Index") at the time of investment. The Fund has the flexibility to invest outside of the asset class and sector set out above.


Cumulative Performance



	3m	6m	1yr	3yrs	5yrs
BlackRock US Mid-Cap Value D Acc	-1.0	+4.7	+14.2	+27.8	+64.3
IA North America	+1.6	+4.7	+20.5	+25.3	+75.3
Rank within sector	222 / 253	148 / 252	203 / 250	113 / 229	141 / 202
Quartile	4	3	4	2	3

Sector	IA North America
Asset Class	Equity
Launch Date	08-May-1987
Fund Size	£121.3m / \$160.1m (23-Aug-2024)
Fund Manager	David Zhao Tony DeSpirito

How does FE fundinfo rate this fund?

FE fundinfo Crown Rating	
Risk Score	107

Investment Details

Initial Charge	0.00%
Annual Charges	0.75%
Note to charges	Initial Charges: max.;
Minimum Initial Investment	£ 100,000
Minimum Additional Investment	£ 100
Dividend Policy	Feb 28 (Final)

Prices

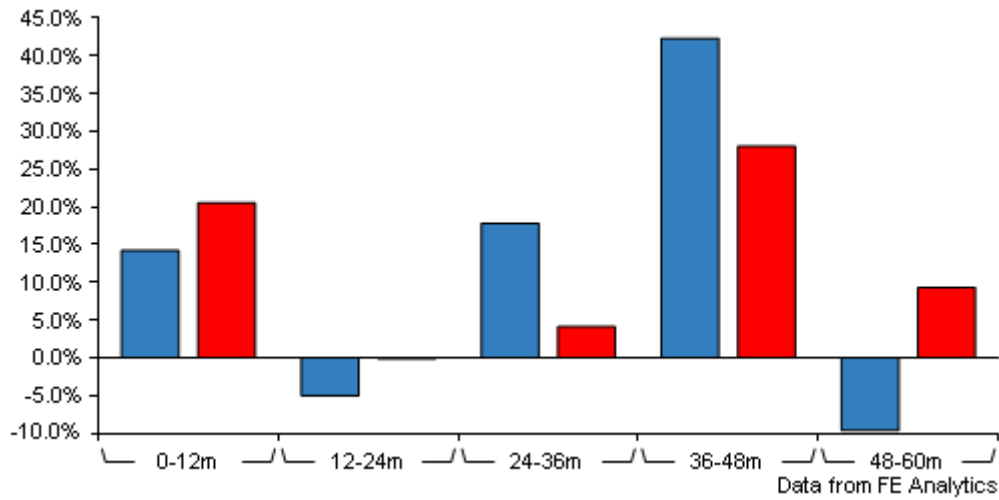
Unit Type	ACC
Bid	1952.48(GBX)
Offer	1955.14(GBX)
Price Date	23 Aug 2024
Yield	1.18

Codes

Citicode	GTZZ
SEDOL	B8GMZS8
ISIN	GB00B8GMZS88

BlackRock US Mid-Cap Value D Acc

Discrete Performance



	0-12m	12m-24m	24m-36m	36m-48m	48m-60m
BlackRock US Mid-Cap Value D Acc	+14.2	-5.0	+17.8	+42.3	-9.6
IA North America	+20.5	-0.1	+4.1	+28.0	+9.3
Rank within sector	203 / 250	195 / 243	22 / 229	7 / 215	191 / 202
Quartile	4	4	1	1	4

All prices in Pence Sterling (GBX) unless otherwise specified. Price total return performance figures are calculated on a bid price to bid price basis (mid to mid for OEICs) with net income (dividends) reinvested. Performance figures are shown in Pound Sterling (GBP).

Contact Details

Address 12 Throgmorton Avenue,
London, EC2N 2DL

Telephone numbers 020 7743 1000 (Fax Number)
0800 445 522 (Main Number)

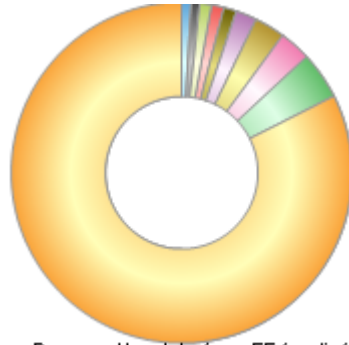
Website www.blackrock.co.uk

Email uk.investor@blackrock.com

BlackRock US Mid-Cap Value D Acc

Asset Allocation (31 Jul 2024)

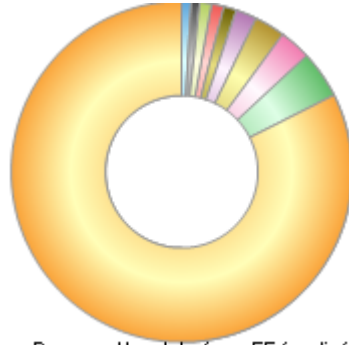
Rank	Asset Classes	%
1	US Equities	82.46
2	UK Equities	4.47
3	Money Market	2.95
4	Canadian Equities	2.86
5	German Equities	2.04
6	Japanese Equities	1.22
7	Dutch Equities	1.18
8	International Equities	1.07
9	Swiss Equities	0.81
10	Others	0.94



Powered by data from FE fundinfo

Regional Breakdown (31 Jul 2024)

Rank	Regions	%
1	United States	82.46
2	United Kingdom	4.47
3	Cash and/or Derivatives	2.95
4	Canada	2.86
5	Germany	2.04
6	Japan	1.22
7	Netherlands	1.18
8	Others	1.07
9	Switzerland	0.81
10	Others	0.94



Powered by data from FE fundinfo

Sector Breakdown (30 Nov 2023)

Rank	Sectors	%
1	Financials	18.71
2	Industrials	13.83
3	Health Care	12.57
4	Consumer Discretionary	10.52
5	Information Technology	9.50
6	Consumer Staples	7.47
7	Materials	6.33
8	Utilities	6.00
9	Energy	5.75
10	Others	9.32



Powered by data from FE fundinfo

Top Holdings (30 Nov 2023)

Rank	Largest Holdings	%
1	LEIDOS HOLDINGS INC	2.88
2	SS AND C TECHNOLOGIES HOLDINGS INC	2.26

BlackRock US Mid-Cap Value D Acc

Rank	Largest Holdings	%
3	KRAFT HEINZ	2.17
4	L3HARRIS TECHNOLOGIES INC	2.12
5	COGNIZANT TECHNOLOGY SOLUTIONS COR	2.08
6	FIRST CITIZENS BANCSHARES INC CLAS	2.08
7	SEALED AIR CORP	2.02
8	FIDELITY NATIONAL INFORMATION SERV	1.99
9	CARDINAL HEALTH INC	1.94
10	WESTERN DIGITAL CORP	1.78