

MetLife Fidelity Corporate Bond 5YR - ISA

Fund objective

The Fund's investment objective is to achieve income from a portfolio providing exposure of at least 70% to Sterling denominated (or hedged back to Sterling) fixed interest instruments. The Fund will invest over 85% in the Fidelity Corporate Bond Master Fund (the 'Master Fund') but it is the intention to adjust the interest rate risk on the investment in the Master Fund to a duration of around 5 years. Derivatives can be used for efficient portfolio management. Both the Master Fund and the Fund are actively managed. The Investment Manager will, when selecting investments for the Master Fund and for the purposes of monitoring risk for both the Master Fund and the Fund, consider the ICE BofA Euro-Sterling Index. The Investment Manager has a limited degree of freedom relative to the index which means the Fund's exposure and therefore performance may vary from, but is unlikely to be significantly different to, the index. The Fund's performance can be compared to the ICE BofA Euro-Sterling Index as the index constituents best represent the characteristics the Fund is seeking to gain exposure to.

Detailed fund information

Unit name MetLife Fidelity Corporate Bond 5YR - ISA

FE fundinfo Crown Rating

Sector Sterling Corporate Bond

Domicile United Kingdom

Fund currency GBX

Unit currency GBX

Launch date 23-Nov-2015

Fund size (as at 27-Sep-2024) £20.7m

Primary asset class Fixed Interest

Inc / Acc Accumulating

Price and charges

Mid price (as at 27-Sep-2024) GBX 117.83

Initial charge n/a

Annual charge n/a

Codes

Citicode MVZB

ISIN GB00BDD0P136

Management information

Fund manager Ian Robert Fishwick

Start date 16-Sep-2015

Fund manager Tim Foster

Start date 16-Sep-2015

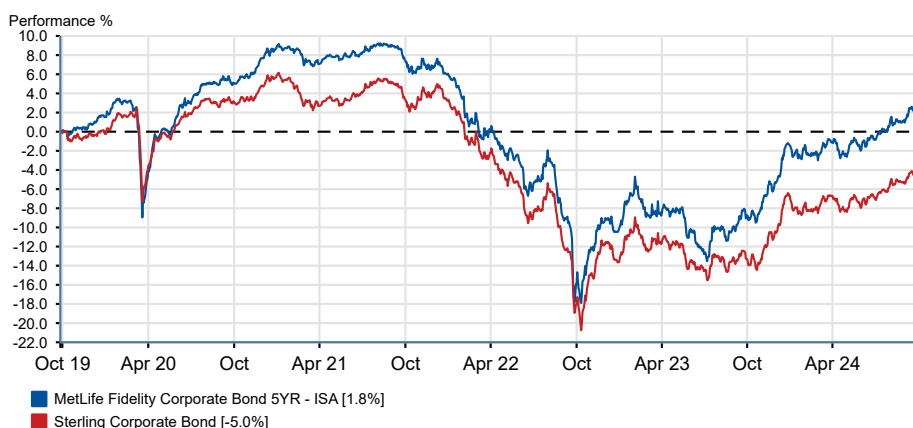
Address 20 on Hatch, Lower Hatch Street, Dublin 2, Ireland

Tel 353 1265 0700 (Main Number)

Website <http://www.metlife.co.uk>

Email customerservice@metlife.uk.com

Past performance overview fund vs. sector



26/09/2019 - 26/09/2024 Powered by data from FE fundinfo

Cumulative performance (%)

	YTD	3m	6m	1y	3ys	5ys
MetLife Fidelity Corporate Bond 5YR - ISA	+3.4	+2.6	+2.9	+11.0	-5.6	+2.0
Sterling Corporate Bond	+1.9	+2.1	+1.8	+8.8	-8.5	-5.0

Discrete performance (%)

	YTD	2023	2022	2021	2020	2019
MetLife Fidelity Corporate Bond 5YR - ISA	+3.4	+10.0	-15.4	-2.6	+7.3	+8.4
Sterling Corporate Bond	+1.9	+8.0	-16.4	-2.4	+6.1	+7.6

Growth of £1000 over 3 years

Total return performance of the fund rebased to 1000. Your actual return would be reduced by the cost of buying and selling the fund, and inflation.



■ Fund

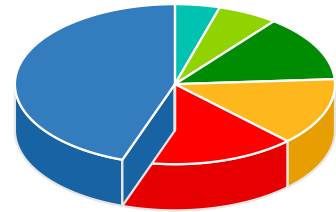
27/09/2021 - 27/09/2024 Powered by data from FE fundinfo

All prices in Pence Sterling (GBX) unless otherwise specified. Price performance figures are calculated on a bid price to bid price basis with net income (dividends) reinvested. Performance figures are shown in Sterling.

MetLife Fidelity Corporate Bond 5YR - ISA

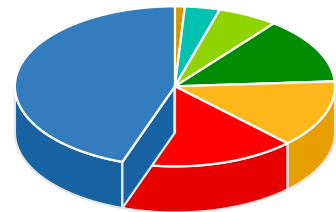
Asset allocation

Key	Rank	Asset class	% of Fund (31.07.2024)
A	1	UK Corporate Fixed Interest	44.7
B	2	US Corporate Fixed Interest	17.7
C	3	Global Corporate Fixed Interest	13.6
D	4	French Corporate Fixed Interest	13.4
E	5	German Corporate Fixed Interest	6.1
F	6	European Corporate Fixed Interest	4.6
G	7	Swiss Corporate Fixed Interest	2.6
H	8	Scandinavian Corporate Fixed Interest	2.2
I	9	Canadian Corporate Fixed Interest	1.8
J	10	Asia Pacific Corporate Fixed Interest	1.8
K	11	Asia Pacific ex Japan Corporate Fixed Interest	0.3
L	12	Money Market	-8.7



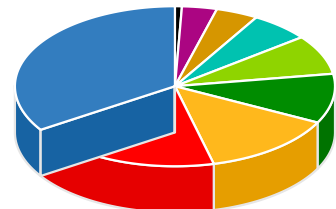
Regional breakdown

Key	Rank	Region	% of Fund (31.07.2024)
A	1	United Kingdom (& Ire.)	44.7
B	2	United States (& Other Amer.)	17.7
C	3	FX / Derivative P&L	13.6
D	4	France	13.4
E	5	Germany (& Aust.)	6.1
F	6	Other Europe	3.5
G	7	Switzerland	2.6
H	8	Scandinavia	2.2
I	9	Canada	1.8
J	10	Australia & N.Z.	1.8
K	11	Mediterranean	1.1
L	12	Asia ex Japan ex Aus.	0.3
M	13	Cash	-8.7



Sector breakdown

Key	Rank	Sector	% of Fund (31.07.2024)
A	1	Banks	34.2
B	2	Insurance	19.7
C	3	Foreign Exchange	13.6
D	4	Other Financial	10.0
E	5	Government Bonds	8.0
F	6	Property	6.0
G	7	Cyclical Consumer Goods	4.3
H	8	Utilities	3.5
I	9	Others	2.1
J	10	Other Industrials	1.5
K	11	Energy	1.5
L	12	Capital Goods	1.4
M	13	Mortgage & Secured Bonds	1.0
N	14	Technology	0.9
O	15	Basic Industries	0.5
P	16	Asset/Mortgage-Backed Securities	0.4
Q	17	Transport	0.2
R	18	Money Market	-8.7



Top ten holdings

Rank	Holding	% of Fund (31.07.2024)
1	(UKT) UNITED KINGDOM GILT	3.8
2	(LLOYDS) LLOYDS BANK PLC	3.6
3	(HSBC) HSBC HOLDINGS PLC	3.6
4	(NYLIFE) NEW YORK LIFE GLOBAL FDG	3.1
5	(BAC) BANK OF AMERICA CORP	2.4
6	(ALVGR) ALLIANZ SE	2.2
7	(RESFER) SNCF RESEAU	2.1
8	(BPCEGP) BPCE SA	1.9
9	(EDF) ELECTRICITE DE FRANCE SA	1.8
10	(ACAFF) CREDIT AGRICOLE SA	1.8