



Fidelity UK Smaller Companies W Acc

What is the Fund's objective?

The Fund aims to increase the value of your investment over a period of 5 years or more. The Fund will invest at least 60% in equities (and their related securities) of smaller sized (companies which form the smallest 10% of UK listed companies by market capitalisation) UK companies (those domiciled, incorporated or having significant business in the UK). The Fund may also invest a proportion of its assets in global companies listed in the UK. The Investment Manager will focus on companies it believes to be undervalued and whose recovery potential is not recognised by the market but is not restricted in terms of industry. The Fund is actively managed without reference to a benchmark. The Fund may also invest in other transferable securities, collective investment schemes, money market instruments, cash and deposits and is also able to use derivatives for efficient portfolio management and investment purposes. The Fund's performance can be compared to the Numis UK Smaller Companies ex Investment Companies (Gross Total Return) Index as the index constituents are representative of the type of companies the Fund invests in. Many funds sold in the UK are grouped into sectors by the Investment Association (the trade body that represents UK Investment Managers), to facilitate comparison between funds with broadly similar characteristics. This Fund is classified in the IA UK Smaller Companies sector. Performance data on funds within this sector may be prepared and published by data providers and will be used when evaluating the performance of this Fund. The IA sector most closely reflects the combination of assets in the Fund.


Cumulative Performance



	3m	6m	1yr	3yrs	5yrs
 Fidelity UK Smaller Companies W Acc	+1.9	+15.2	+23.8	+14.6	+75.8
 IA UK Smaller Companies	+1.5	+12.8	+20.4	-16.9	+28.3
Rank within sector	24 / 48	10 / 48	14 / 48	1 / 47	1 / 46
Quartile	2	1	2	1	1

Sector	IA UK Smaller Companies
Asset Class	Equity
Launch Date	10-Feb-2011
Fund Size	£818.0m / \$1,070.4m (31-Jul-2024)
Fund Manager	Jonathan Winton

How does FE fundinfo rate this fund?

FE fundinfo Crown Rating	
Risk Score	115

Investment Details

Initial Charge	0.00%
Annual Charges	0.75%
Note to charges	n/a
Minimum Initial Investment	£ 1,000
Minimum Additional Investment	£ 250
Dividend Policy	Mar 01 (Final)

Prices

Unit Type	ACC
Mid	433.30(GBX)
Price Date	22 Aug 2024
Yield	1.97

Codes

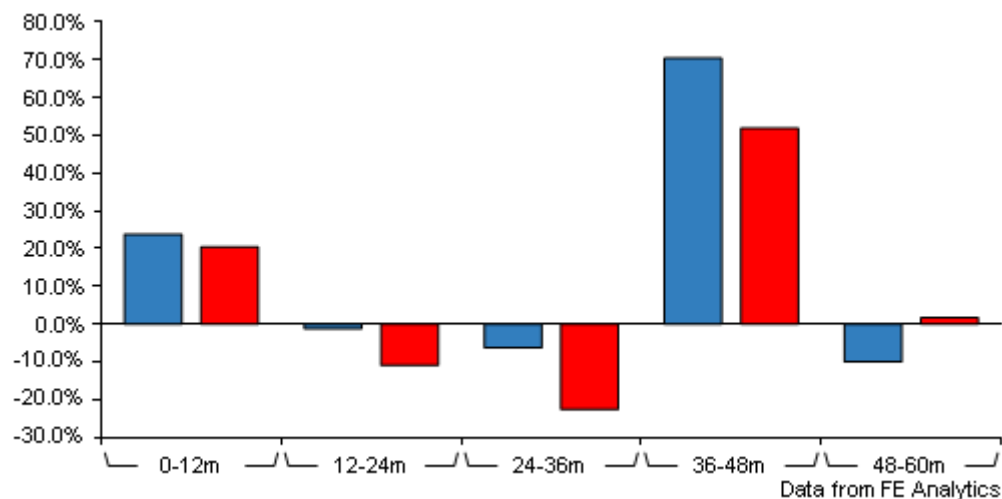
Citicode	GMUG
SEDOL	B7VNMB1
ISIN	GB00B7VNMB18

Contact Details

Address	4 Cannon St, London, EC4M 5AB
Telephone numbers	0333 300 3350 (Main Number)
Website	www.fidelityinternational.com

Fidelity UK Smaller Companies W Acc

Discrete Performance



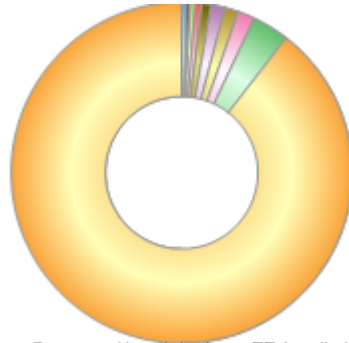
	0-12m	12m-24m	24m-36m	36m-48m	48m-60m
■ Fidelity UK Smaller Companies W Acc	+23.8	-1.2	-6.3	+70.4	-10.0
■ IA UK Smaller Companies	+20.4	-10.9	-22.6	+51.9	+1.7
Rank within sector	14 / 48	2 / 48	1 / 47	2 / 46	44 / 46
Quartile	2	1	1	1	4

All prices in Pence Sterling (GBX) unless otherwise specified. Price total return performance figures are calculated on a bid price to bid price basis (mid to mid for OEICs) with net income (dividends) reinvested. Performance figures are shown in Pound Sterling (GBP).

Fidelity UK Smaller Companies W Acc

Asset Allocation (31 Jul 2024)

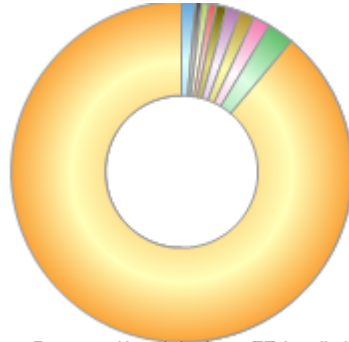
Rank	Asset Classes	%
1	UK Equities	89.50
2	Uninvested Cash	3.50
3	Ireland Equities	1.60
4	Bermuda Equities	1.30
5	Jordan Equities	1.30
6	Israel Equities	0.90
7	Australia Equities	0.60
8	United States Equities	0.50
9	Peru Equities	0.40
10	Others Equities	0.40



Powered by data from FE fundinfo

Regional Breakdown (30 Jun 2024)

Rank	Regions	%
1	United Kingdom	88.90
2	Uninvested Cash	2.50
3	Ireland	1.60
4	Jordan	1.40
5	Bermuda	1.30
6	Israel	1.00
7	Australia	0.70
8	Bailiwick of Guernsey	0.70
9	Bailiwick of Jersey	0.60
10	Others	1.30



Powered by data from FE fundinfo

Sector Breakdown (31 Jul 2024)

Rank	Sectors	%
1	Industrials	24.40
2	Consumer Discretionary	17.20
3	Financials	14.70
4	Consumer Staples	8.00
5	Materials	7.50
6	Real Estate	6.50
7	Communication Services	6.10
8	Health Care	3.60
9	Energy	3.60
10	Others	8.40



Powered by data from FE fundinfo

Top Holdings (31 Jul 2024)

Rank	Largest Holdings	%
1	GREAT PORTLAND ESTATES PLC	2.20
2	JUST GROUP PLC	2.10

Fidelity UK Smaller Companies W Acc

Rank	Largest Holdings	%
3	MORGAN ADVANCED MATERIALS PLC	2.00
4	FULLER SMITH & TURNER PLC	2.00
5	GREENCORE GROUP PLC	2.00
6	HAYS PLC	1.90
7	SSP GROUP LTD	1.80
8	COATS GROUP PLC	1.80
9	SPIRE HEALTHCARE GROUP PLC	1.70
10	SERCO GROUP PLC	1.70