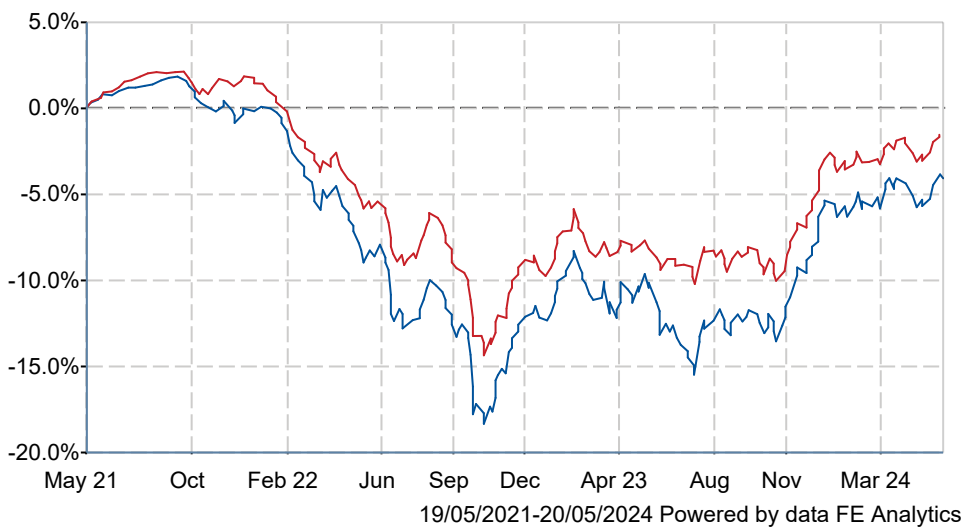




abrdn Strategic Bond I Acc

What is the Fund's objective?

To generate income and some growth over the long term (5 years or more) by investing in government and corporate bonds issued anywhere in the world. Performance Target: To exceed the IA Sterling Strategic Bond Sector Average return over 1 year (after charges) and be top quartile over rolling three year periods . The Performance Target is the level of performance that the management team hopes to achieve for the fund. There is however no certainty or promise that they will achieve the Performance Target. It has been chosen as the target as the constituents of the sector have similar aims and objectives.

Cumulative Performance



	3m	6m	1yr	3yrs	5yrs
 abrdn Strategic Bond I Acc	+1.7	+5.8	+7.1	-4.1	+9.8
 IA Sterling Strategic Bond	+1.7	+5.6	+7.8	-1.6	+9.1
Rank within sector	50 / 88	40 / 87	47 / 86	54 / 79	32 / 70
Quartile	3	2	3	3	2

Fund Information

Sector	IA Sterling Strategic Bond
Asset Class	Fixed Interest
Launch Date	11-Sep-2015
Fund Size	£169.5m / \$215.3m (30-Apr-2024)
Fund Manager	Luke Hickmore Roger Webb Adam Skerry

How does FE fundinfo rate this fund?

FE fundinfo Crown Rating	
AFI	NO
Risk Score	55

Investment Details

Initial Charge	0.00%
Annual Charges	0.50%
Note to charges	n/a
Minimum Initial Investment	£ 1,000,000
Minimum Additional Investment	£ 50,000
Dividend Policy	Feb 01, May 01, Aug 01 (Final), Nov 01

Prices

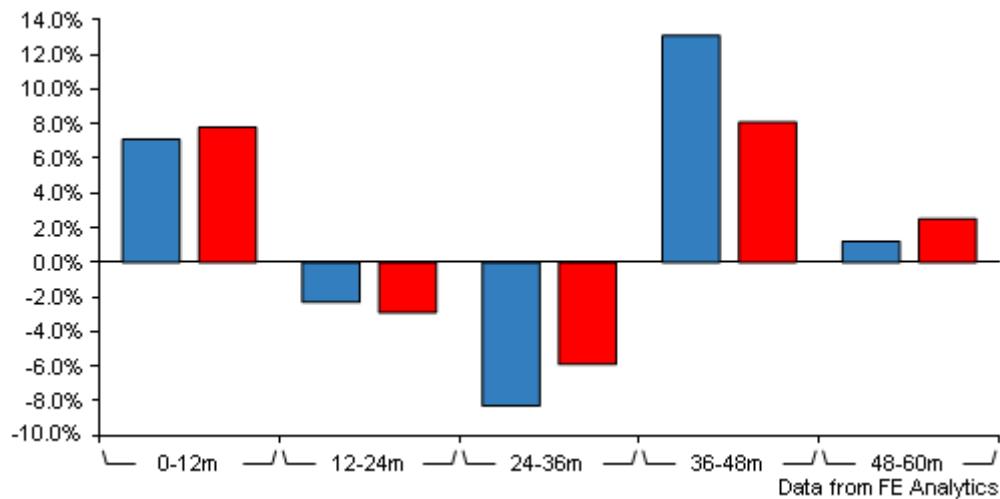
Unit Type	ACC
Mid	173.95(GBX)
Price Date	20 May 2024
Yield	5.30

Codes

Citicode	MOZG
SEDOL	BWK27Z3
ISIN	GB00BWK27Z36

abrdn Strategic Bond I Acc

Discrete Performance



	0-12m	12m-24m	24m-36m	36m-48m	48m-60m
<div>abrdn Strategic Bond I Acc</div>	+7.1	-2.3	-8.3	+13.1	+1.2
<div>IA Sterling Strategic Bond</div>	+7.8	-2.9	-5.9	+8.1	+2.5
Rank within sector	47 / 86	46 / 83	63 / 79	20 / 74	35 / 70
Quartile	3	3	4	2	2

All prices in Pence Sterling (GBX) unless otherwise specified. Price total return performance figures are calculated on a bid price to bid price basis (mid to mid for OEICs) with net income (dividends) reinvested. Performance figures are shown in Pound Sterling (GBP).

Contact Details

Address Aberdeen Standard Fund Managers Limited, Bow Bells House, 1 Bread Street, London, EC4M 9HH

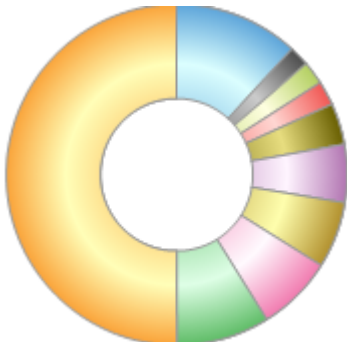
Telephone numbers 0345 113 6966 (Main Number)

Website www.aberdeenstandard.com

abrdn Strategic Bond I Acc

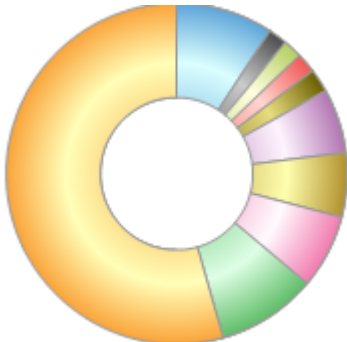
Asset Allocation (30 Apr 2024)

Rank	Asset Classes	%
1	UK Corporate Fixed Interest	49.97
2	Mutual Funds	8.84
3	US Corporate Fixed Interest	7.20
4	German Corporate Fixed Interest	6.28
5	Money Market	5.54
6	French Corporate Fixed Interest	3.92
7	UK Gilts	2.27
8	Austrian Corporate Fixed Interest	2.24
9	Singapore Corporate Fixed Interest	1.92
10	Others	11.82



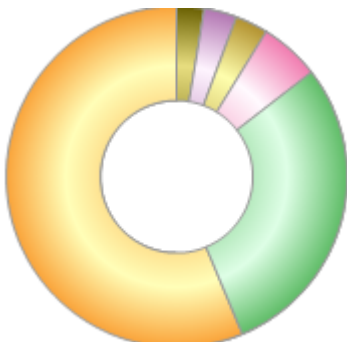
Regional Breakdown (30 Apr 2024)

Rank	Regions	%
1	UK	54.41
2	Luxembourg	9.46
3	USA	6.95
4	Germany	6.11
5	France	6.08
6	Australia	2.24
7	Singapore	1.92
8	Switzerland	1.80
9	South Africa	1.79
10	Others	9.24



Sector Breakdown (30 Apr 2024)

Rank	Sectors	%
1	Others	56.27
2	Financials	29.18
3	Real Estate	5.69
4	Communications	3.14
5	Utilities	3.11
6	Industrials	2.61



Top Holdings (31 Mar 2024)

Rank	Largest Holdings	%
1	UK (Govt of) 0.25% 2025	3.40
2	UK (Govt of) 0.5% 2029	2.50

abrdn Strategic Bond I Acc

Rank	Largest Holdings	%
3	Ford Motor Credit 5.625% 2028	2.10
4	Vodafone Group 4.875% 2078	2.10
5	National Express Group 4.25% Perp	2.10
6	Yorkshire Building Soc 5.8% 2027	2.10
7	Electricite De France 5.875% PERP	2.00
8	Cromwell Ereit Lu Finco Sarl 2.125% 2025	2.00
9	ING Groep 6.75% Perp	1.90
10	Anglo American Capital 5% 2031	1.80