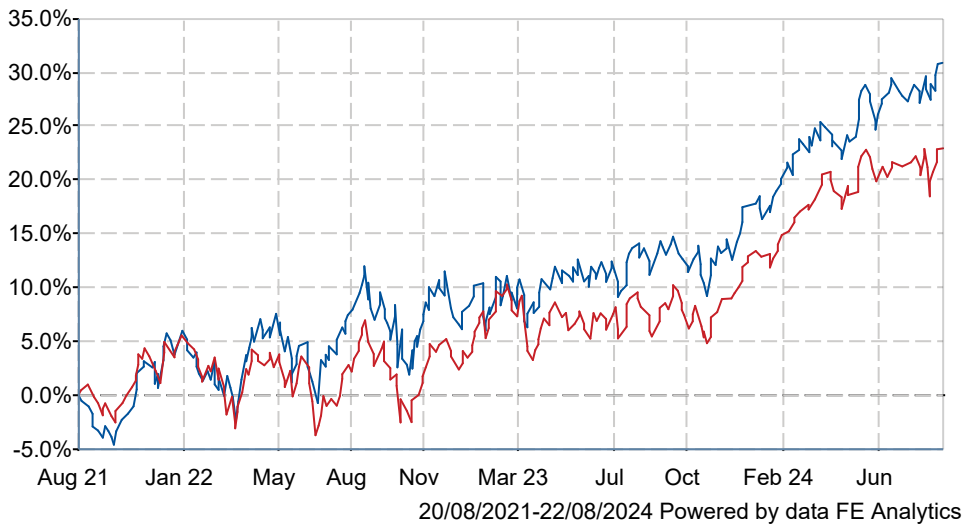


# Guinness Global Equity Income Y Dis GBP

## What is the Fund's objective?

The fund aims to increase the value of the amount you invest in it over a period of years and to pay out income to you. To do this the fund invests in the shares of a range of companies around the world which are expected to provide a higher than average income. The fund invests in a portfolio of global equities providing an above average yield (i.e. a higher yield than the yield of the overall global equity market), however, the fund may also invest, to a limited extent, in other instruments such as government bonds and corporate fixed income securities of investment grade rating. Under normal market conditions the fund intends to invest in at least 20 stocks. The fund may invest in securities of companies with a wide range of market capitalizations and in companies domiciled throughout the world, including companies domiciled in or traded on Emerging Markets. The bulk of the fund's investments will however be concentrated in liquid shares of companies with a market capitalisation in excess of \$1 billion. The fund is considered to be actively managed in reference to the MSCI World Index (the "Benchmark") by virtue of the fact that it uses the Benchmark solely for performance comparison purposes.


## Cumulative Performance



	3m	6m	1yr	3yrs	5yrs
Guinness Global Equity Income Y Dis GBP	+2.3	+5.7	+18.1	+30.9	+70.1
IA Global Equity Income	+0.9	+5.0	+16.2	+22.9	+47.0
Rank within sector	13 / 53	19 / 53	19 / 52	10 / 48	4 / 44
Quartile	1	2	2	1	1

Sector	IA Global Equity Income
Asset Class	Equity
Launch Date	31-Dec-2010
Fund Size	£4,723.9m / \$6,181.2m (21-Aug-2024)
Fund Manager	Dr Ian Mortimer Matthew Page

## How does FE fundinfo rate this fund?

FE fundinfo Crown Rating	
Risk Score	84

## Investment Details

Initial Charge	0.00%
Annual Charges	0.77%
Note to charges	n/a
Minimum Initial Investment	n/a
Minimum Additional Investment	£ 1
Dividend Policy	Jan 01, Jul 01 (Final)

## Prices

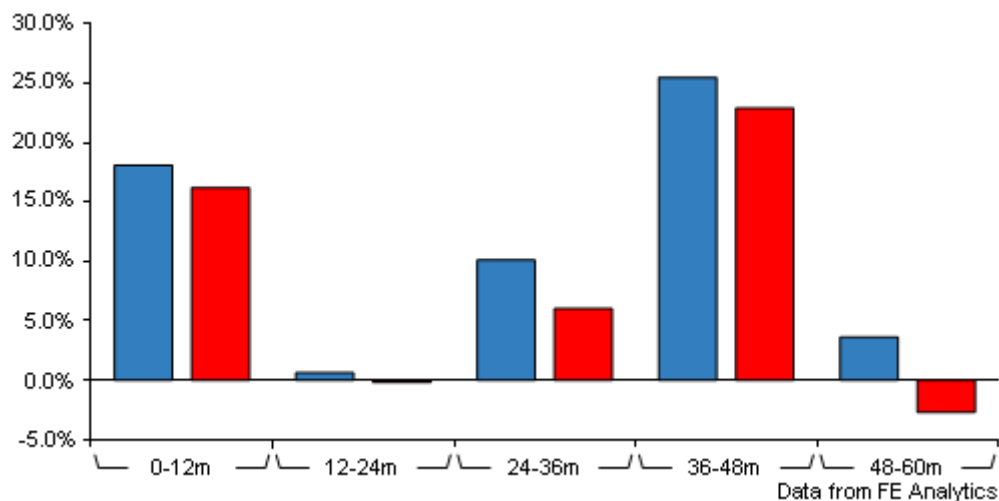
Unit Type	INC
Mid	21.67(GBP)
Price Date	21 Aug 2024
Yield	2.61

## Codes

Citicode	M67N
SEDOL	BVYPP13
ISIN	IE00BVYPP131

# Guinness Global Equity Income Y Dis GBP

## Discrete Performance



	0-12m	12m-24m	24m-36m	36m-48m	48m-60m
Guinness Global Equity Income Y Dis GBP	+18.1	+0.6	+10.1	+25.5	+3.6
IA Global Equity Income	+16.2	-0.2	+6.0	+22.9	-2.7
Rank within sector	19 / 52	13 / 49	13 / 48	13 / 45	8 / 44
Quartile	2	1	2	2	1

All prices in Pence Sterling (GBX) unless otherwise specified. Price total return performance figures are calculated on a bid price to bid price basis (mid to mid for OEICs) with net income (dividends) reinvested. Performance figures are shown in Pound Sterling (GBP).

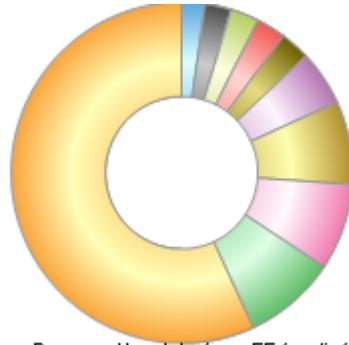
## Contact Details

Address	Third Floor, 18 Smith Square, London, SW1P 3HZ
Telephone numbers	2072225703 (Main Number)
Website	<a href="http://www.guinnessgi.com">www.guinnessgi.com</a>
Email	<a href="mailto:nfo@guinnessgi.com">nfo@guinnessgi.com</a>

# Guinness Global Equity Income Y Dis GBP

## Asset Allocation (31 Jul 2024)

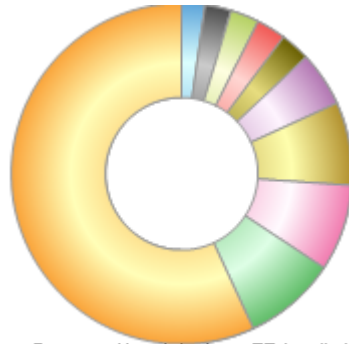
Rank	Asset Classes	%
1	USA Equities	56.90
2	Switzerland Equities	8.80
3	UK Equities	8.20
4	France Equities	7.90
5	Sweden Equities	5.20
6	Taiwan Equities	2.80
7	Germany Equities	2.80
8	Australia Equities	2.70
9	Denmark Equities	2.50
10	Cash	2.20



Powered by data from FE fundinfo

## Regional Breakdown (31 Jul 2024)

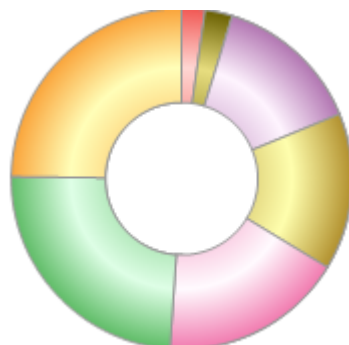
Rank	Regions	%
1	USA	56.90
2	Switzerland	8.80
3	UK	8.20
4	France	7.90
5	Sweden	5.20
6	Taiwan	2.80
7	Germany	2.80
8	Australia	2.70
9	Denmark	2.50
10	Cash	2.20



Powered by data from FE fundinfo

## Sector Breakdown (31 Jul 2024)

Rank	Sectors	%
1	Consumer Staples	24.80
2	Industrials	24.10
3	Health Care	17.40
4	Financials	14.90
5	Information Technology	14.00
6	Communication Services	2.60
7	Cash	2.20



Powered by data from FE fundinfo

## Top Holdings (31 Jul 2024)

Rank	Largest Holdings	%
1	Roche Holding	3.50
2	Gallagher, Arthur J	3.20

# Guinness Global Equity Income Y Dis GBP

Rank	Largest Holdings	%
3	Abbvie	3.10
4	Blackrock	3.10
5	Johnson & Johnson	3.00
6	Aflac	3.00
7	Emerson Electric Co	3.00
8	Unilever	2.90
9	Broadcom	2.90
10	Cisco Systems	2.90