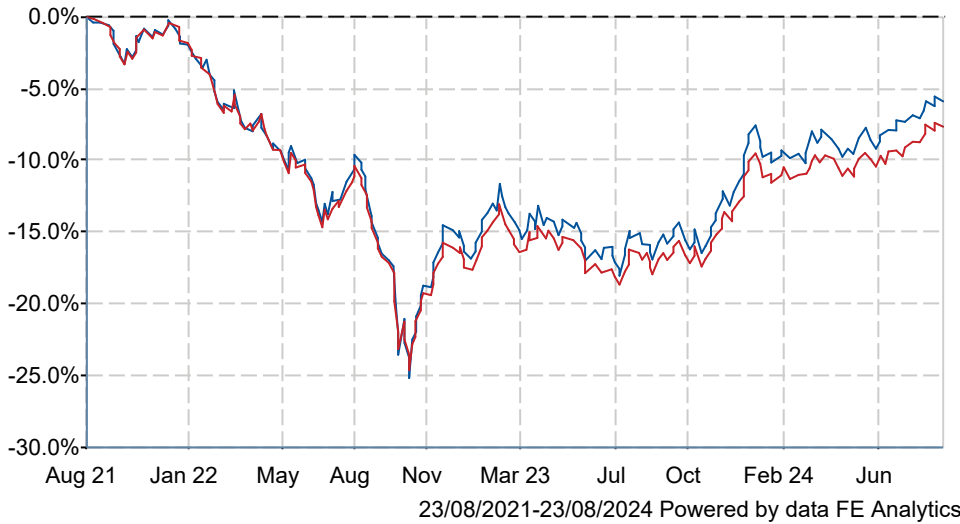




M&G Corporate Bond I Acc GBP

What is the Fund's objective?

The Fund aims to provide a higher total return (the combination of capital growth and income), net of the Ongoing Charge Figure, than the average return of the iBoxx Sterling Corporates GBP Index over any five-year period.

Cumulative Performance





	3m	6m	1yr	3yrs	5yrs
 M&G Corporate Bond I Acc GBP	+2.8	+4.2	+12.1	-5.9	+2.0
 IA Sterling Corporate Bond	+2.5	+3.8	+11.5	-7.7	+0.2
Rank within sector	21 / 97	24 / 97	35 / 97	32 / 92	31 / 88
Quartile	1	1	2	2	2

Fund Information

Sector	IA Sterling Corporate Bond
Asset Class	Fixed Interest
Launch Date	15-Apr-1994
Fund Size	£1,306.5m / \$1,723.7m (31-Jul-2024)
Fund Manager	Richard Woolnough Ben Lord

How does FE fundinfo rate this fund?

Alpha Manager Rating	Richard Woolnough
FE fundinfo Crown Rating	
Risk Score	

Other ratings

Morningstar Analyst Rating



Investment Details

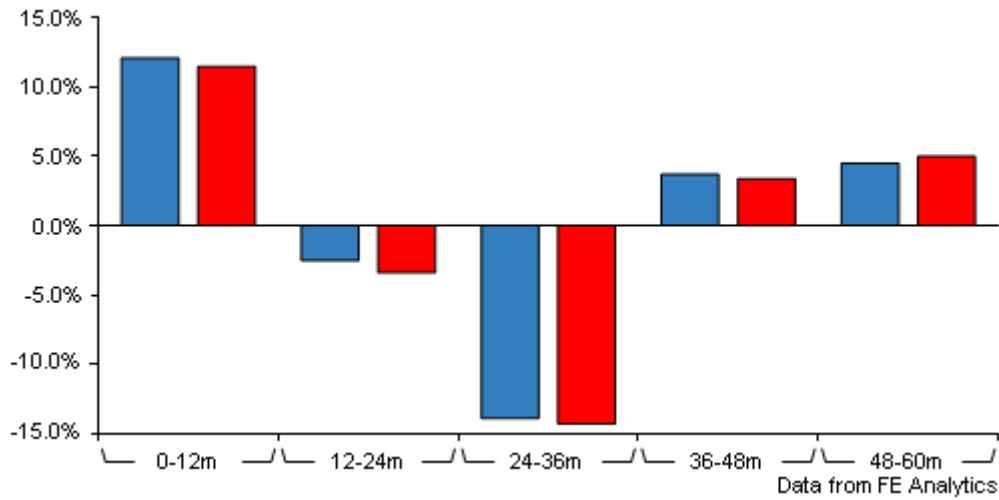
Initial Charge	0.00%
Annual Charges	0.00%
Note to charges	n/a
Minimum Initial Investment	£ 500,000
Minimum Additional Investment	£ 10,000
Dividend Policy	Jan 01, Apr 01, Jul 01 (Final), Oct 01

Prices

Unit Type	ACC
Mid	79.97(GBX)
Price Date	23 Aug 2024
Yield	4.07

M&G Corporate Bond I Acc GBP

Discrete Performance



	0-12m	12m-24m	24m-36m	36m-48m	48m-60m
■ M&G Corporate Bond I Acc GBP	+12.1	-2.5	-13.9	+3.7	+4.5
■ IA Sterling Corporate Bond	+11.5	-3.4	-14.3	+3.4	+5.0
Rank within sector	35 / 97	33 / 95	30 / 92	32 / 92	50 / 88
Quartile	2	2	2	2	3

All prices in Pence Sterling (GBX) unless otherwise specified. Price total return performance figures are calculated on a bid price to bid price basis (mid to mid for OEICs) with net income (dividends) reinvested. Performance figures are shown in Pound Sterling (GBP).

Codes

Citicode	ABF5
SEDOL	B1YBRL5
ISIN	GB00B1YBRL59

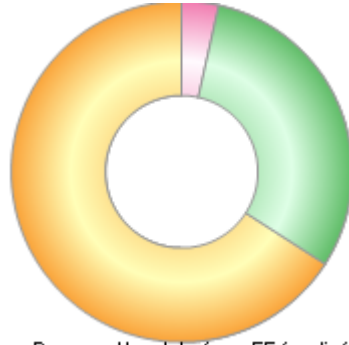
Contact Details

Address	10 Fenchurch Avenue, London, United Kingdom, EC3M 5AG
Telephone numbers	+44 (0)20 7626 4588 (Main Number)
Website	www.mandg.co.uk
Email	info@mandg.co.uk

M&G Corporate Bond I Acc GBP

Asset Allocation (31 Jul 2024)

Rank	Asset Classes	%
1	Fixed Rate	65.85
2	Global Government Fixed Interest	30.61
3	Money Market	3.49
4	Index Linked	0.03



Powered by data from FE fundinfo

Regional Breakdown (31 Jul 2024)

Rank	Regions	%
1	UK	52.88
2	USA	16.00
3	France	5.84
4	Germany	3.85
5	Money Market	3.34
6	International	2.99
7	Canada	2.41
8	Australia	2.25
9	Switzerland	2.15
10	Others	8.29



Powered by data from FE fundinfo

Sector Breakdown (31 Jul 2024)

Rank	Sectors	%
1	Banking	15.90
2	Sovereign	13.37
3	Utility	10.13
4	Mortgage Backed	9.50
5	Covered Bonds	7.74
6	Insurance	6.57
7	Consumer Goods	6.01
8	Telecommunications	4.74
9	Financial Services	3.58
10	Others	22.46



Powered by data from FE fundinfo

Top Holdings (31 Jul 2024)

Rank	Largest Holdings	%
1	UK CONV GILT 4% 22/10/2063	4.22
2	UK CONV GILT 0.625% 22/10/2050	3.32

M&G Corporate Bond I Acc GBP

Rank	Largest Holdings	%
3	UK CONV GILT 3.75% 22/07/2052	2.01
4	IMPERIAL BRANDS FINANCE PLC 4.875% 07/06/2032	1.70
5	EUROPEAN INVESTMENT BANK 4.875% 16/12/2030	1.64
6	KFW 4.875% 03/02/2031	1.64
7	BAT INTERNATIONAL FINANCE PLC 4.125% 12/04/2032	1.63
8	AT&T INC 4.375% 14/09/2029	1.55
9	APPLE INC 3.05% 31/07/2029	1.45
10	UK CONV GILT 0.875% 31/01/2046	1.35