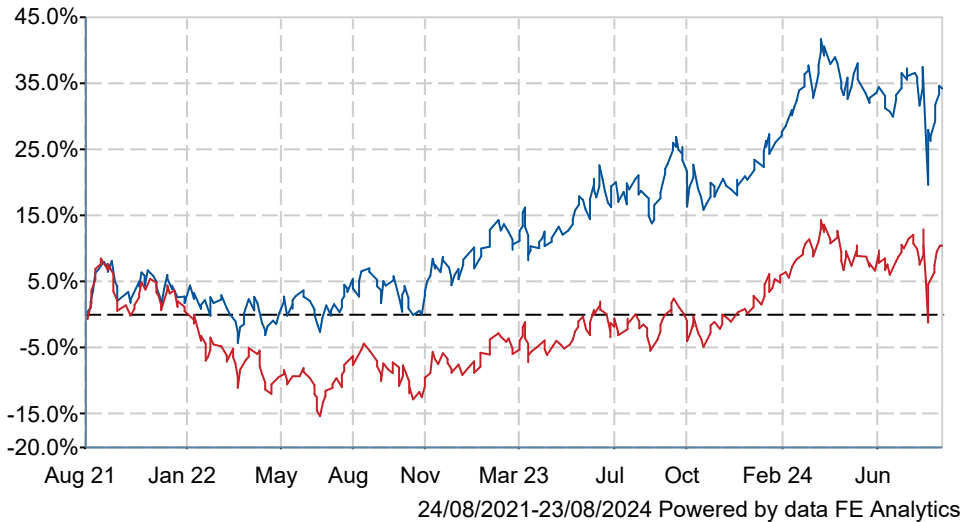


M&G Japan I Acc GBP

What is the Fund's objective?

The Fund aims to provide a higher total return (the combination of capital growth and income), net of the Ongoing Charge Figure, than that of the MSCI Japan Index over any five-year period.

Cumulative Performance




	3m	6m	1yr	3yrs	5yrs
M&G Japan I Acc GBP	+1.1	-0.1	+15.1	+36.2	+64.7
IA Japan	+2.5	+1.7	+14.2	+11.5	+34.9
Rank within sector	80 / 103	83 / 102	58 / 102	12 / 97	9 / 92
Quartile	4	4	3	1	1

Fund Information

Sector	IA Japan
Asset Class	Equity
Launch Date	06-Apr-1971
Fund Size	£3,651.7m / \$4,818.3m (31-Jul-2024)
Fund Manager	Carl Vine Dave Perrett

How does FE fundinfo rate this fund?

Alpha Manager Rating	Carl Vine
FE fundinfo Crown Rating	
Risk Score	n/ a

Investment Details

Initial Charge	0.00%
Annual Charges	0.00%
Note to charges	Annual Management Charges: ;
Minimum Initial Investment	£ 500,000
Minimum Additional Investment	£ 10,000
Dividend Policy	Sep 01 (Final)

Prices

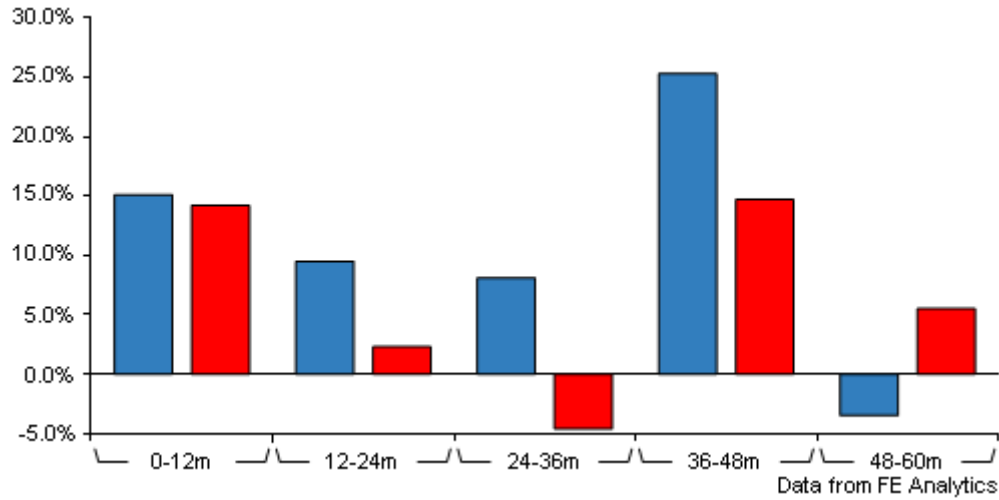
Unit Type	ACC
Mid	3796.07(GBX)
Price Date	23 Aug 2024
Yield	1.23

Codes

Citicode	0ZEU
SEDOL	B74CQP7
ISIN	GB00B74CQP79

M&G Japan I Acc GBP

Discrete Performance



	0-12m	12m-24m	24m-36m	36m-48m	48m-60m
M&G Japan I Acc GBP	+15.1	+9.5	+8.1	+25.3	-3.5
IA Japan	+14.2	+2.3	-4.6	+14.7	+5.5
Rank within sector	58 / 102	16 / 101	5 / 97	8 / 94	83 / 92
Quartile	3	1	1	1	4

All prices in Pence Sterling (GBX) unless otherwise specified. Price total return performance figures are calculated on a bid price to bid price basis (mid to mid for OEICs) with net income (dividends) reinvested. Performance figures are shown in Pound Sterling (GBP).

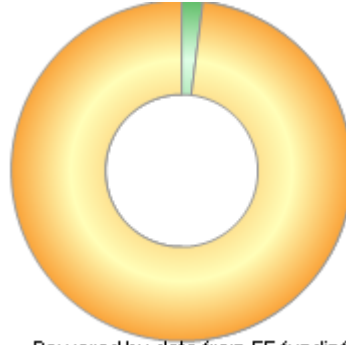
Contact Details

Address	10 Fenchurch Avenue, London, United Kingdom, EC3M 5AG
Telephone numbers	+44 (0)20 7626 4588 (Main Number)
Website	www.mandg.co.uk
Email	info@mandg.co.uk

M&G Japan I Acc GBP

Asset Allocation (31 Jul 2024)

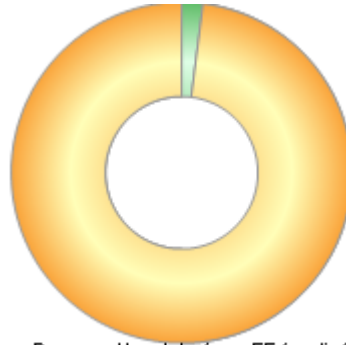
Rank	Asset Classes	%
1	Japanese Equities	97.96
2	Money Market	1.99
3	Israeli Equities	0.04



Powered by data from FE fundinfo

Regional Breakdown (31 Jul 2024)

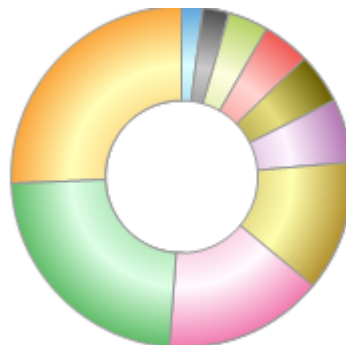
Rank	Regions	%
1	Japan	97.96
2	Money Market	1.99
3	Israel	0.04



Powered by data from FE fundinfo

Sector Breakdown (31 Jul 2024)

Rank	Sectors	%
1	Industrials	25.60
2	Consumer Discretionary	23.20
3	Financials	15.10
4	Information Technology	12.40
5	Communication Services	6.00
6	Health Care	4.80
7	Real Estate	4.50
8	Consumer Staples	3.80
9	Materials	2.50
10	Cash	2.00



Powered by data from FE fundinfo

Top Holdings (31 Jul 2024)

Rank	Largest Holdings	%
1	Mitsubishi UFJ	6.60
2	Orix Corporation	4.70

M&G Japan I Acc GBP

Rank	Largest Holdings	%
3	Toyota	4.60
4	Hitachi	4.60
5	Mitsui	4.40
6	Seven & I Holdings	3.80
7	Sony	3.60
8	Nippon Telegraph and Telephone Corporation	3.50
9	Recruit Holdings	3.20
10	Sumitomo Forestry	2.70