



M&G Emerging Markets Bond I Acc GBP

What is the Fund's objective?

The Fund aims to provide a higher total return (the combination of capital growth and income), net of the Ongoing Charge Figure, than that of a composite index over any five-year period. The composite index is made up of one third JPM EMBI Global Diversified Index, one third JPM CEMBI Broad Diversified Index and one third JPM GBI-EM Global Diversified Index.



Cumulative Performance



	3m	6m	1yr	3yrs	5yrs
 M&G Emerging Markets Bond I Acc GBP	-0.7	+1.3	+7.6	+6.1	+3.9
 IA Global EM Bonds - Blended	+0.7	+2.3	+8.3	+1.8	+1.2
Rank within sector	16 / 19	14 / 19	10 / 18	2 / 17	5 / 17
Quartile	4	3	3	1	1

Sector	IA Global EM Bonds - Blended
Asset Class	Fixed Interest
Launch Date	15-Oct-1999
Fund Size	£1,459.4m / \$1,925.6m (31-Jul-2024)
Fund Manager	Claudia Calich Charles De Quinsonas

How does FE fundinfo rate this fund?

Alpha Manager Rating	Claudia Calich
FE fundinfo Crown Rating	
Risk Score	

Investment Details

Initial Charge	0.00%
Annual Charges	0.00%
Note to charges	Initial Charges: max.;
Minimum Initial Investment	£ 500,000
Minimum Additional Investment	£ 10,000
Dividend Policy	Jan 01, Jul 01 (Final)

Prices

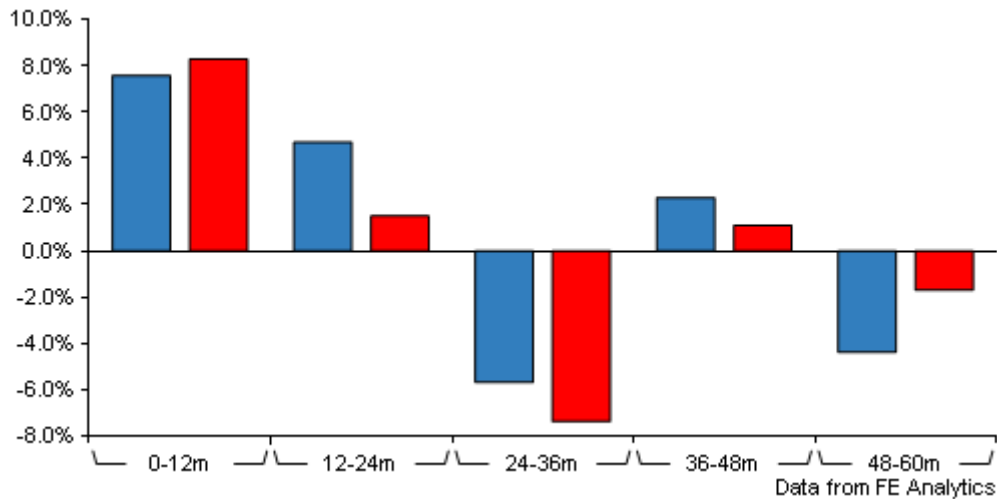
Unit Type	ACC
Mid	200.05(GBX)
Price Date	23 Aug 2024
Yield	7.03

Codes

Citicode	0YVS
SEDOL	B7GNKY5
ISIN	GB00B7GNKY53

M&G Emerging Markets Bond I Acc GBP

Discrete Performance



	0-12m	12m-24m	24m-36m	36m-48m	48m-60m
■ M&G Emerging Markets Bond I Acc GBP	+7.6	+4.7	-5.7	+2.3	-4.4
■ IA Global EM Bonds - Blended	+8.3	+1.5	-7.4	+1.1	-1.7
Rank within sector	10 / 18	5 / 17	8 / 17	7 / 17	10 / 17
Quartile	3	1	2	2	3

All prices in Pence Sterling (GBX) unless otherwise specified. Price total return performance figures are calculated on a bid price to bid price basis (mid to mid for OEICs) with net income (dividends) reinvested. Performance figures are shown in Pound Sterling (GBP).

Contact Details

Address	10 Fenchurch Avenue, London, United Kingdom, EC3M 5AG
Telephone numbers	+44 (0)20 7626 4588 (Main Number)
Website	www.mandg.co.uk
Email	info@mandg.co.uk

M&G Emerging Markets Bond I Acc GBP

Asset Allocation (31 Jul 2024)

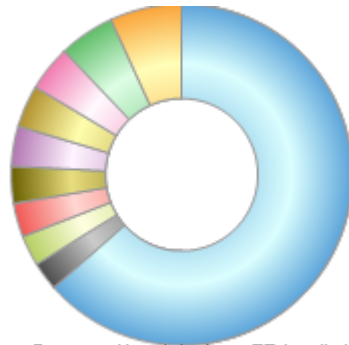
Rank	Asset Classes	%
1	Global Government Fixed Interest	69.00
2	Global Fixed Interest	29.20
3	Cash	1.80



Powered by data from FE fundinfo

Regional Breakdown (31 Jul 2024)

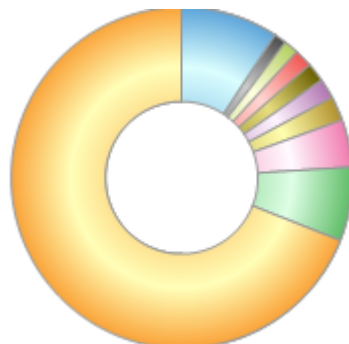
Rank	Regions	%
1	Mexico	6.78
2	Brazil	5.30
3	South Africa	4.29
4	Indonesia	4.00
5	Colombia	3.83
6	Malaysia	3.50
7	Turkey	3.21
8	Romania	2.90
9	United Arab Emirates	2.74
10	Others	63.45



Powered by data from FE fundinfo

Sector Breakdown (31 Jul 2024)

Rank	Sectors	%
1	Sovereign	69.00
2	Energy	7.00
3	Banking	4.50
4	Supranational	2.30
5	Utility	1.90
6	Cash	1.80
7	Basic Industry	1.70
8	Agency	1.40
9	Government Guaranteed	1.20
10	Others	9.20



Powered by data from FE fundinfo

Top Holdings (31 Jul 2024)

Rank	Largest Holdings	%
1	MEXICO (UNITED MEXICAN STATES) (GO 8.5% 18/11/2038)	2.45
2	BRAZIL FEDERATIVE REPUBLIC OF (GOV 1% 01/01/2029)	2.37

M&G Emerging Markets Bond I Acc GBP

Rank	Largest Holdings	%
3	SOUTH AFRICA (REPUBLIC OF) 8.875% 28/02/2035	1.87
4	MALAYSIA (GOVERNMENT) 3.885% 15/08/2029	1.55
5	SINGAPORE (REPUBLIC OF) 3% 01/09/2024	1.53
6	TREASURY NOTE 4.625% 28/02/2025	1.52
7	SOUTH AFRICA (REPUBLIC OF) 8.75% 28/02/2048	1.50
8	URUGUAY (ORIENTAL REPUBLIC OF) 3.875% 02/07/2040	1.44
9	PERU (REPUBLIC OF) 6.15% 12/08/2032	1.15
10	POLAND (REPUBLIC OF) 6% 25/10/2033	1.02