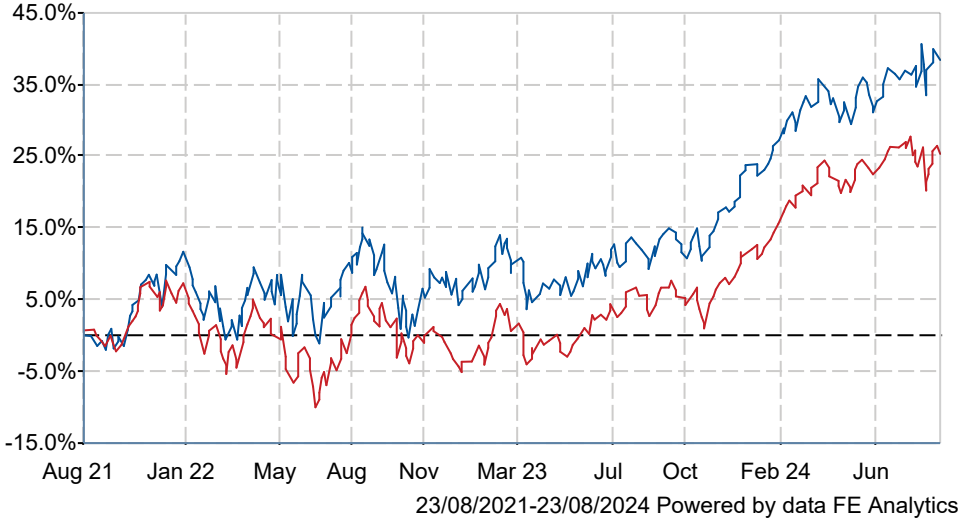


M&G North American Dividend I Acc GBP

What is the Fund's objective?

The Fund has two aims: To provide a higher total return (the combination of capital growth and income), net of the Ongoing Charge Figure, than that of the S&P 500 Index over any five-year period and To provide an income stream that increases every year in USD terms.

Cumulative Performance



	3m	6m	1yr	3yrs	5yrs
■ M&G North American Dividend I Acc GBP	+2.2	+5.2	+24.6	+38.4	+79.0
■ IA North America	+1.6	+4.7	+20.5	+25.3	+75.3
Rank within sector	92 / 253	129 / 252	55 / 250	18 / 229	97 / 202
Quartile	2	3	1	1	2

Sector	IA North America
Asset Class	Equity
Launch Date	18-Dec-1972
Fund Size	£753.9m / \$994.7m (31-Jul-2024)
Fund Manager	John Weavers Stuart Rhodes

How does FE fundinfo rate this fund?

FE fundinfo Crown Rating	★★★★★
Risk Score	130

Investment Details

Initial Charge	0.00%
Annual Charges	0.00%
Note to charges	Initial Charges: max.;
Minimum Initial Investment	£ 500,000
Minimum Additional Investment	£ 10,000
Dividend Policy	Mar 01, Jun 01, Sep 01 (Final), Dec 01

Prices

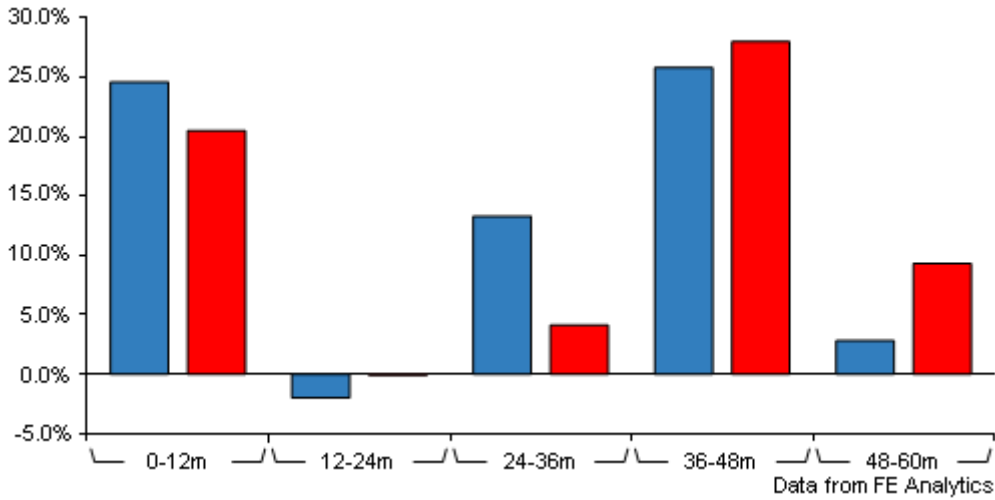
Unit Type	ACC
Mid	5467.34(GBX)
Price Date	23 Aug 2024
Yield	0.91

Codes

Citicode	0ZCJ
SEDOL	B7565G2
ISIN	GB00B7565G26

M&G North American Dividend I Acc GBP

Discrete Performance



	0-12m	12m-24m	24m-36m	36m-48m	48m-60m
■ M&G North American Dividend I Acc GBP	+24.6	-2.0	+13.3	+25.8	+2.8
■ IA North America	+20.5	-0.1	+4.1	+28.0	+9.3
Rank within sector	55 / 250	166 / 243	40 / 229	152 / 215	157 / 202
Quartile	1	3	1	3	4

All prices in Pence Sterling (GBX) unless otherwise specified. Price total return performance figures are calculated on a bid price to bid price basis (mid to mid for OEICs) with net income (dividends) reinvested. Performance figures are shown in Pound Sterling (GBP).

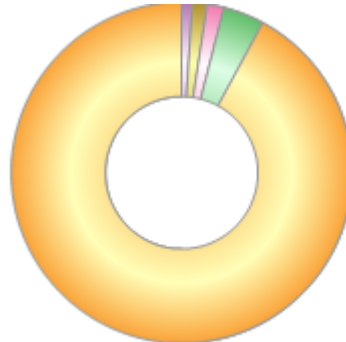
Contact Details

Address	10 Fenchurch Avenue, London, United Kingdom, EC3M 5AG
Telephone numbers	+44 (0)20 7626 4588 (Main Number)
Website	www.mandg.co.uk
Email	info@mandg.co.uk

M&G North American Dividend I Acc GBP

Asset Allocation (31 Jul 2024)

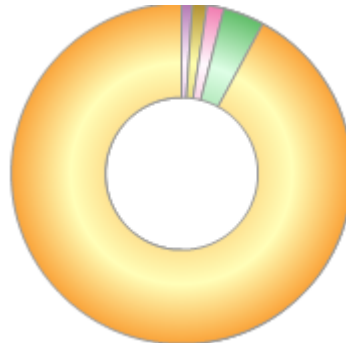
Rank	Asset Classes	%
1	US Equities	92.09
2	Canadian Equities	3.91
3	Money Market	1.55
4	Irish Equities	1.42
5	Chinese Equities	1.03



Powered by data from FE fundinfo

Regional Breakdown (31 Jul 2024)

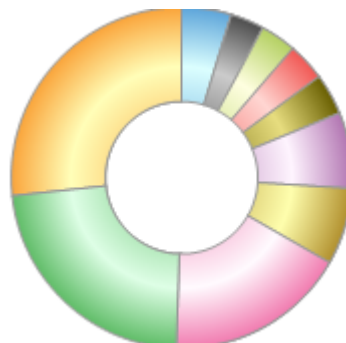
Rank	Regions	%
1	USA	92.09
2	Canada	3.91
3	Money Market	1.55
4	Ireland	1.42
5	China	1.03



Powered by data from FE fundinfo

Sector Breakdown (31 Jul 2024)

Rank	Sectors	%
1	Financials	26.70
2	Information Technology	22.80
3	Health Care	17.20
4	Real Estate	7.30
5	Communication Services	7.20
6	Energy	3.90
7	Utilities	3.60
8	Industrials	3.40
9	Consumer Discretionary	3.20
10	Others	4.70



Powered by data from FE fundinfo

Top Holdings (31 Jul 2024)

Rank	Largest Holdings	%
1	Microsoft	7.60
2	Broadcom	6.80

M&G North American Dividend I Acc GBP

Rank	Largest Holdings	%
3	Unitedhealth Group	6.00
4	Mastercard	6.00
5	Visa	5.00
6	Meta Platforms	3.80
7	Nextera Energy	3.60
8	Elevance Health	3.20
9	Blackrock	3.20
10	Rexford Industrial Realty	2.90