

T. Rowe Price Global Technology Equity Qd Inc GBP

What is the Fund's objective?

To increase the value of its shares, over the long term, through growth in the value of its investments.


Cumulative Performance



	3m	6m	1yr	3yrs	5yrs
■ T. Rowe Price Global Technology Equity Qd Inc GBP	+0.3	+4.7	+35.7	-15.3	+65.4
■ IA Technology & Technology Innovation	-0.5	+2.9	+26.3	+15.6	+100.9
Rank within sector	16 / 33	14 / 33	6 / 33	29 / 33	21 / 28
Quartile	2	2	1	4	3

Sector	IA Technology & Technology Innovation
Asset Class	Equity
Launch Date	15-Jun-2015
Fund Size	£487.6m / \$643.3m (21-Aug-2024)
Fund Manager	Dominic Rizzo

How does FE fundinfo rate this fund?

FE fundinfo Crown Rating	
Risk Score	232

Other ratings

Morningstar Analyst Rating	Neutral
----------------------------	----------------

Investment Details

Initial Charge	n/a
Annual Charges	0.84%
Note to charges	n/a
Minimum Initial Investment	£ 1,000
Minimum Additional Investment	£ 100
Dividend Policy	Dec 21 (Final)

Prices

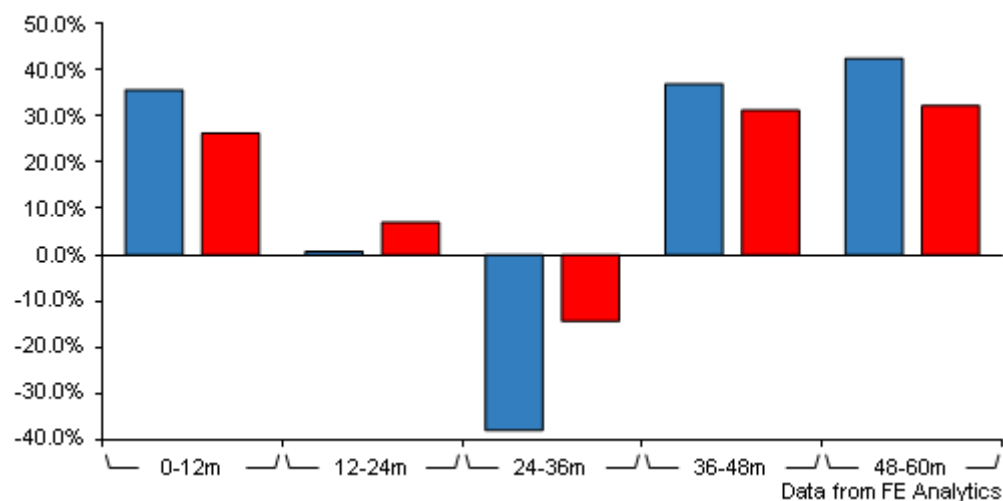
Unit Type	INC
Mid	29.52(GBP)
Price Date	23 Aug 2024
Yield	n/a

Codes

Citicode	NBVX
SEDOL	BDHDRC3
ISIN	LU1453466572

T. Rowe Price Global Technology Equity Qd Inc GBP

Discrete Performance



	0-12m	12m-24m	24m-36m	36m-48m	48m-60m
T. Rowe Price Global Technology Equity Qd Inc GBP	+35.7	+0.7	-38.0	+37.0	+42.5
IA Technology & Technology Innovation	+26.3	+7.0	-14.4	+31.3	+32.3
Rank within sector	6 / 33	25 / 33	31 / 33	5 / 30	5 / 28
Quartile	1	3	4	1	1

All prices in Pence Sterling (GBX) unless otherwise specified. Price total return performance figures are calculated on a bid price to bid price basis (mid to mid for OEICs) with net income (dividends) reinvested. Performance figures are shown in Pound Sterling (GBP).

Contact Details

Address 60 Queen Victoria Street, London, UK, EC4N 4TZ

Telephone numbers 44 20 7651 8480 (Fax Number)
44 20 7651 8200 (Main Number)

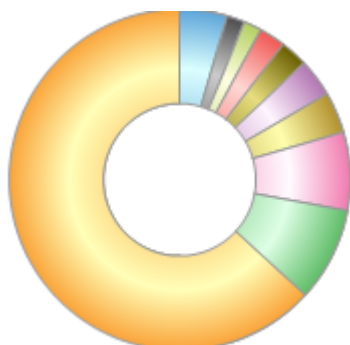
Website www.troweprice.com

Email ukintermediaries@troweprice.com

T. Rowe Price Global Technology Equity Qd Inc GBP

Asset Allocation (30 Jun 2024)

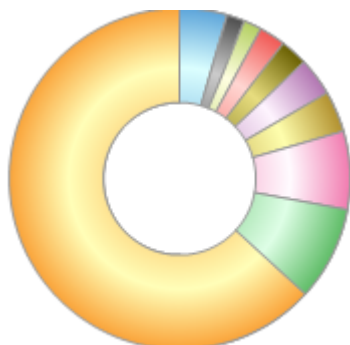
Rank	Asset Classes	%
1	US Equities	63.21
2	Dutch Equities	8.89
3	Taiwanese Equities	7.44
4	South Korean Equities	3.91
5	German Equities	3.63
6	Chinese Equities	2.64
7	Japanese Equities	2.50
8	Canadian Equities	1.66
9	American Emerging Equities	1.65
10	Others	4.47



Powered by data from FE fundinfo

Regional Breakdown (30 Jun 2024)

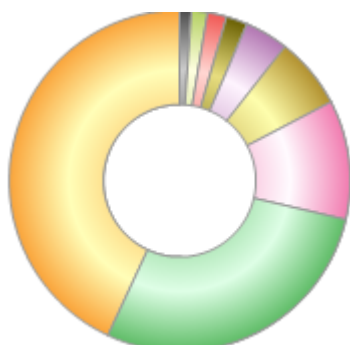
Rank	Regions	%
1	USA	63.21
2	Netherlands	8.89
3	Taiwan	7.44
4	Korea	3.91
5	Germany	3.63
6	China	2.64
7	Japan	2.50
8	Canada	1.66
9	Argentina	1.65
10	Others	4.47



Powered by data from FE fundinfo

Sector Breakdown (30 Jun 2024)

Rank	Sectors	%
1	Semi Conductors	42.69
2	Software	28.04
3	Hardware	11.20
4	Internet	6.72
5	Financial Services	4.13
6	Industrials	1.95
7	Media	1.79
8	Information Technology	1.46
9	Telecommunications	1.11



Powered by data from FE fundinfo

Top Holdings (30 Jun 2024)

Rank	Largest Holdings	%
1	APPLE INC	9.12
2	NVIDIA CORP	8.95

T. Rowe Price Global Technology Equity Qd Inc GBP

Rank	Largest Holdings	%
3	MICROSOFT CORP	8.23
4	TAIWAN SEMICONDUCTOR MANUFAC	7.44
5	ADVANCED MICRO DEVICES	5.01
6	ASML HOLDING NV	4.58
7	SYNOPSYS INC	4.12
8	SAP SE	2.72
9	SAMSUNG ELECTRONICS CO LTD	2.53
10	AMAZON.COM INC	2.32