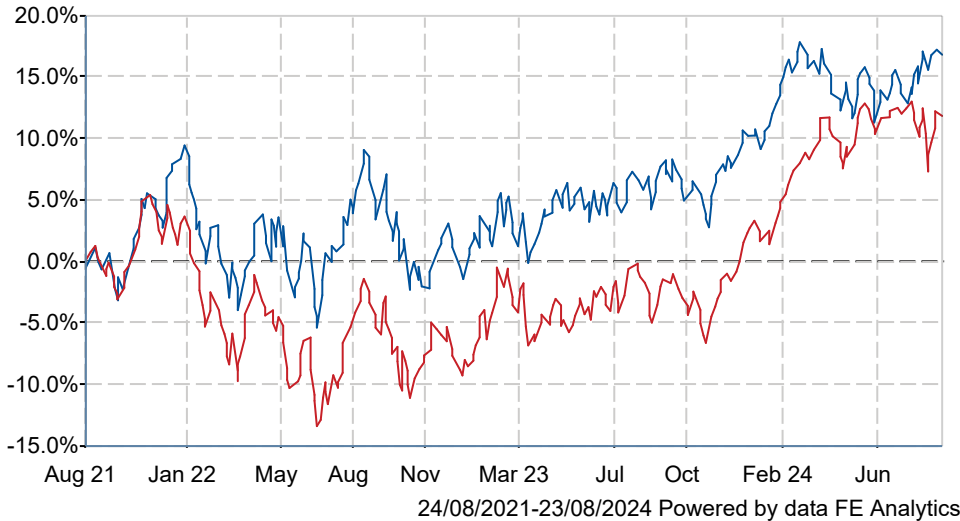




Morgan Stanley Global Brands Inst Acc

What is the Fund's objective?

The objective of the Fund is to provide long-term capital appreciation through investment primarily in equity securities issued world-wide.

Cumulative Performance



	3m	6m	1yr	3yrs	5yrs
 Morgan Stanley Global Brands Inst Acc	+1.0	-0.9	+10.6	+16.3	+42.2
 IA Global	-0.1	+3.6	+16.1	+12.3	+51.6
Rank within sector	191 / 563	501 / 557	461 / 546	226 / 487	300 / 412
Quartile	2	4	4	2	3

Sector	IA Global
Asset Class	Equity
Launch Date	01-Oct-2000
Fund Size	£971.5m / \$1,281.8m (23-Aug-2024)
Fund Manager	Bruno Paulson Marcus Watson Vladimir Demine

How does FE fundinfo rate this fund?

FE fundinfo Crown Rating	
Risk Score	106

Other ratings

Morningstar Analyst Rating	
----------------------------	---

Investment Details

Initial Charge	0.00%
Annual Charges	0.75%
Note to charges	Initial Charges: max.;
Minimum Initial Investment	n/a
Minimum Additional Investment	n/a
Dividend Policy	Jan 01 (Final), Jul 01

Prices

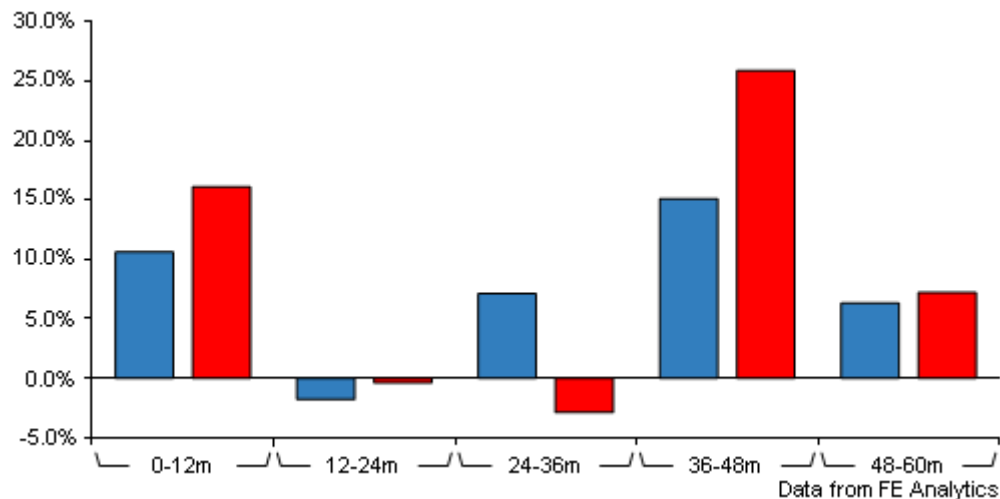
Unit Type	ACC
Mid	152.92(GBP)
Price Date	23 Aug 2024
Yield	0.96

Codes

Citicode	M525
SEDOL	3248249
ISIN	GB0032482498

Morgan Stanley Global Brands Inst Acc

Discrete Performance



	0-12m	12m-24m	24m-36m	36m-48m	48m-60m
■ Morgan Stanley Global Brands Inst Acc	+10.6	-1.8	+7.1	+15.1	+6.3
■ IA Global	+16.1	-0.4	-2.9	+25.9	+7.2
Rank within sector	461 / 546	348 / 522	44 / 487	413 / 442	233 / 411
Quartile	4	3	1	4	3

All prices in Pence Sterling (GBX) unless otherwise specified. Price total return performance figures are calculated on a bid price to bid price basis (mid to mid for OEICs) with net income (dividends) reinvested. Performance figures are shown in Pound Sterling (GBP).

Contact Details

Address 25 Cabot Square, Canary Wharf, London, E14 4QA

Telephone numbers 44 (0) 20 7425 8000 (Dealing)
0800 096 1962 (Enquiries)
0207 425 7832 (Fax Number)
44 (0) 20 7425 6950 (Main Number)

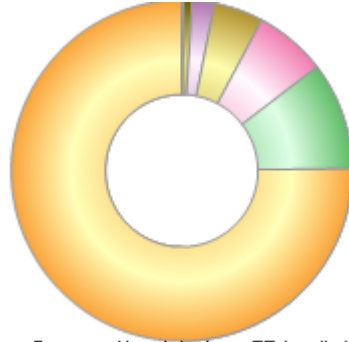
Website www.morganstanley.com

Email msim_uk_sales@morganstanley.com

Morgan Stanley Global Brands Inst Acc

Asset Allocation (31 Jul 2024)

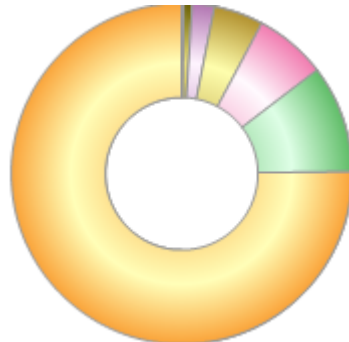
Rank	Asset Classes	%
1	United States Equities	75.32
2	United Kingdom Equities	10.16
3	Germany Equities	6.75
4	France Equities	4.69
5	Cash	2.09
6	Netherlands Equities	0.76
7	Italy Equities	0.23



Powered by data from FE fundinfo

Regional Breakdown (31 Jul 2024)

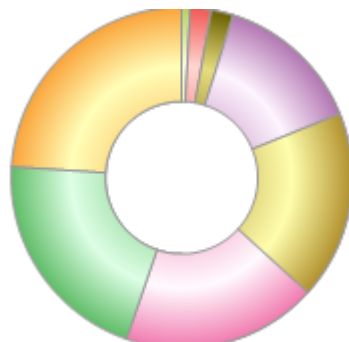
Rank	Regions	%
1	United States	75.32
2	United Kingdom	10.16
3	Germany	6.75
4	France	4.69
5	Cash	2.09
6	Netherlands	0.76
7	Italy	0.23



Powered by data from FE fundinfo

Sector Breakdown (31 Jul 2024)

Rank	Sectors	%
1	Information Technology	24.02
2	Financials	20.80
3	Health Care	18.47
4	Consumer Staples	17.92
5	Industrials	13.96
6	Cash	2.09
7	Consumer Discretionary	1.98
8	Communication Services	0.76



Powered by data from FE fundinfo

Top Holdings (31 Jul 2024)

Rank	Largest Holdings	%
1	Microsoft Corp	7.83
2	SAP SE	6.75

Morgan Stanley Global Brands Inst Acc

Rank	Largest Holdings	%
3	Visa Inc	5.63
4	Accenture Plc	5.26
5	UnitedHealth Group Inc	4.08
6	RELX PLC	4.02
7	Intercontinental Exchange Inc	3.97
8	Thermo Fisher Scientific Inc	3.69
9	Aon plc	3.52
10	Becton, Dickinson & Co.	3.33