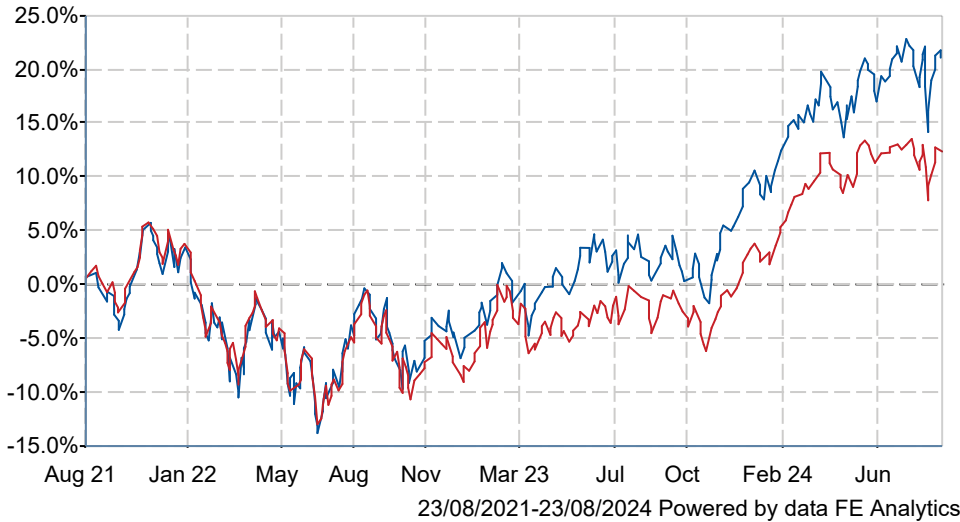




# Schroder Global Sustainable Growth Z Acc

## What is the Fund's objective?

No objective available for this fund.



## Cumulative Performance



	3m	6m	1yr	3yrs	5yrs
 Schroder Global Sustainable Growth Z Acc	-0.1	+4.4	+20.0	+21.1	+85.3
 IA Global	-0.2	+3.5	+16.0	+12.3	+51.5
Rank within sector	310 / 563	259 / 557	161 / 546	163 / 487	26 / 412
Quartile	3	2	2	2	1

Sector	IA Global
Asset Class	Equity
Launch Date	19-Jan-2021
Fund Size	£291.3m / \$384.4m (23-Aug-2024)
Fund Manager	Charles Somers Scott MacLennan

## How does FE fundinfo rate this fund?

Alpha Manager Rating	Charles Somers
FE fundinfo Crown Rating	
Risk Score	

## Other ratings

Morningstar Analyst Rating



## Investment Details

Initial Charge	0.00%
Annual Charges	0.84%
Note to charges	Initial Charges: max.;
Minimum Initial Investment	£ 50,000
Minimum Additional Investment	£ 10,000
Dividend Policy	Jan 01, Jul 01 (Final)

## Prices

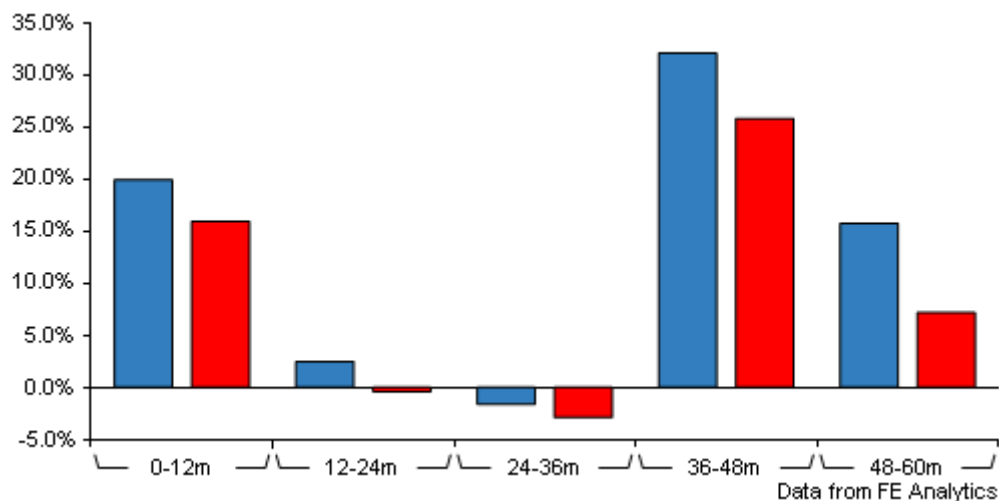
Unit Type	ACC
Mid	69.04(GBX)
Price Date	23 Aug 2024
Yield	0.74

## Codes

Citicode	LLQI
SEDOL	BF781R5
ISIN	GB00BF781R51

# Schroder Global Sustainable Growth Z Acc

## Discrete Performance



	0-12m	12m-24m	24m-36m	36m-48m	48m-60m
<span style="color: blue;">■</span> Schroder Global Sustainable Growth Z Acc	+20.0	+2.5	-1.6	+32.2	+15.8
<span style="color: red;">■</span> IA Global	+16.0	-0.4	-2.9	+25.9	+7.2
Rank within sector	161 / 546	154 / 522	226 / 487	74 / 442	82 / 411
Quartile	2	2	2	1	1

All prices in Pence Sterling (GBX) unless otherwise specified. Price total return performance figures are calculated on a bid price to bid price basis (mid to mid for OEICs) with net income (dividends) reinvested. Performance figures are shown in Pound Sterling (GBP).

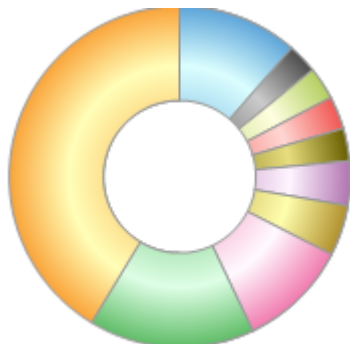
## Contact Details

Address	1 London Wall Place, London, EC2Y 5AU
Telephone numbers	44 (0)20 7658 6000 (Main Number)
Website	<a href="http://www.schroders.co.uk">www.schroders.co.uk</a>

# Schroder Global Sustainable Growth Z Acc

## Asset Allocation (30 Jun 2024)

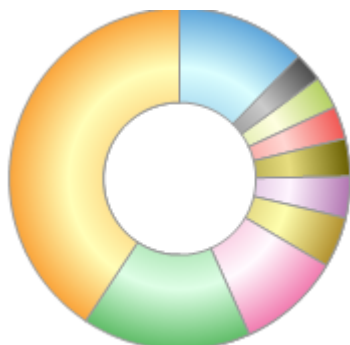
Rank	Asset Classes	%
1	US Equities	41.32
2	UK Equities	15.73
3	Japanese Equities	10.43
4	Spanish Equities	4.84
5	Taiwanese Equities	4.17
6	French Equities	3.12
7	Dutch Equities	3.10
8	German Equities	3.05
9	Swiss Equities	2.84
10	Others	11.40



Powered by data from FE fundinfo

## Regional Breakdown (31 Jul 2024)

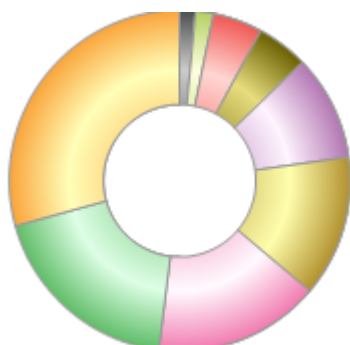
Rank	Regions	%
1	United States	40.70
2	United Kingdom	16.01
3	Japan	9.84
4	Spain	4.81
5	Taiwan (Republic of China)	3.90
6	Switzerland	3.60
7	Germany	3.11
8	France	3.07
9	Netherlands	2.70
10	Others	12.26



Powered by data from FE fundinfo

## Sector Breakdown (31 Jul 2024)

Rank	Sectors	%
1	Information Technology	29.25
2	Industrials	18.83
3	Health Care	15.77
4	Financials	13.42
5	Consumer Discretionary	10.04
6	Communication Services	4.89
7	Consumer Staples	4.65
8	Liquid Assets	1.68
9	Materials	1.48



Powered by data from FE fundinfo

## Top Holdings (31 Jul 2024)

Rank	Largest Holdings	%
1	Microsoft Corp	6.70
2	Alphabet Inc	4.89

# Schroder Global Sustainable Growth Z Acc

Rank	Largest Holdings	%
3	Taiwan Semiconductor Manufacturing Co Ltd	3.90
4	Unilever PLC	3.44
5	SAP SE	3.11
6	Schneider Electric SE	3.07
7	Thermo Fisher Scientific Inc	2.93
8	Hitachi Ltd	2.83
9	RELX PLC	2.83
10	AstraZeneca PLC	2.79