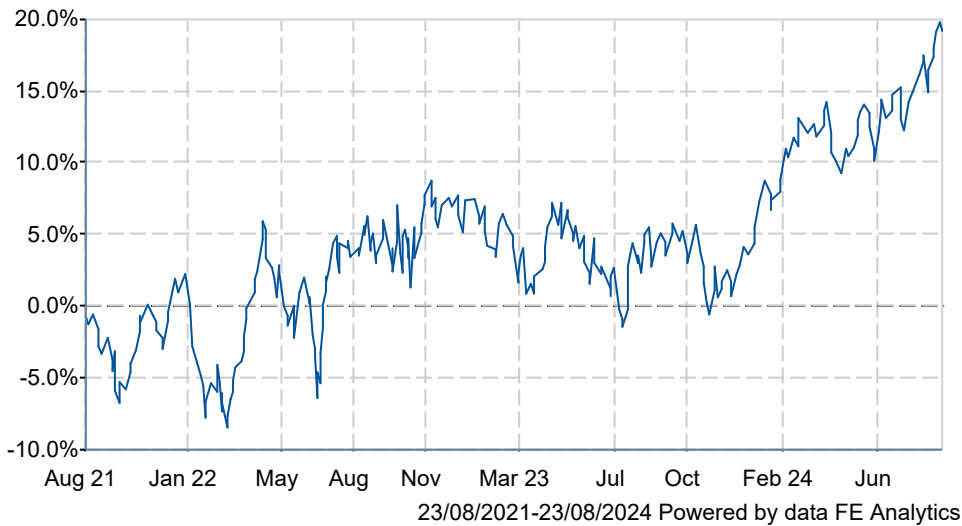


L&G Global Health & Pharmaceuticals Index Trust I Acc

What is the Fund's objective?

The objective of this fund is to provide growth by tracking the performance of those companies in the FTSE World Index which are engaged in Health, Pharmaceuticals and Biotechnology activities. The fund will invest almost entirely in company shares. The fund's investments will closely match those that make up the Index. The Index consists of company shares from around the world. The fund may use derivatives (contracts which have a value linked to the price of another asset) for the following purposes: •To help with efficient day to day management. •To reduce some of the risks of the market. If you hold accumulation units, income from investments held by the fund (dividends) will be reinvested into the value of your units. If you hold distribution units, income from investments held by the fund will be paid out to you (as a dividend). This fund may not be appropriate for investors who plan to withdraw their money within five years.

Cumulative Performance



	3m	6m	1yr	3yrs	5yrs
L&G Global Health & Pharmaceuticals Index Trust I Acc	+5.1	+5.4	+14.7	+19.2	+58.9

Fund Information

Benchmark	n/a
Asset Class	Equity
Launch Date	01-Nov-2000
Fund Size	£1,283.0m / \$1,692.7m (31-Jul-2024)

How does FE fundinfo rate this fund?

Risk Score **92**

Investment Details

Initial Charge	0.00%
Annual Charges	0.31%
Note to charges	n/a
Minimum Initial Investment	£ 1,000,000
Minimum Additional Investment	£ 20,000
Dividend Policy	Jan 08 (Final)

Prices

Unit Type	ACC
Mid	139.30[GBX]
Price Date	23 Aug 2024
Yield	1.10

Codes

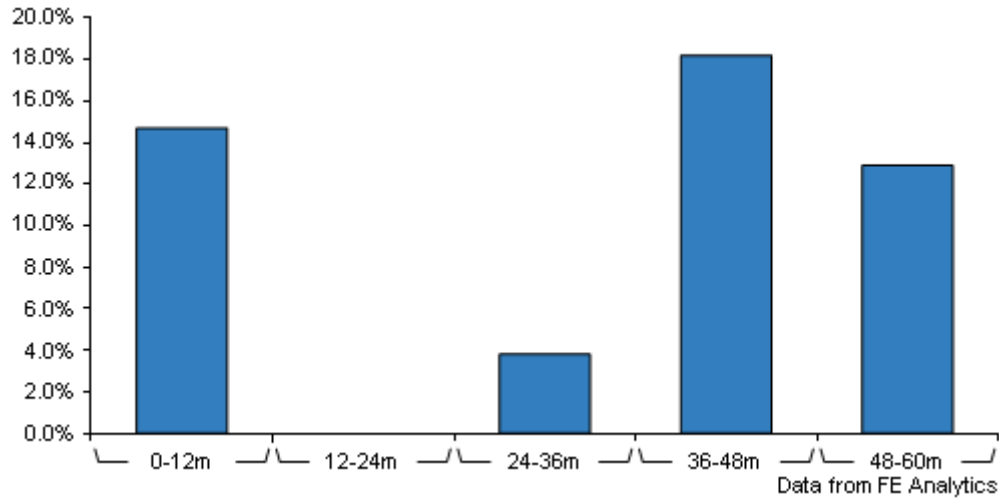
Citicode	L004
SEDOL	B0CNH38
ISIN	GB00B0CNH387

Contact Details

Address	One Coleman Street, London, EC2R 5AA
Telephone numbers	0370 050 0955 (Main Number)
Website	ad-emea.doubleclick.net/clk;219738970;43071551;l
Email	investments@landg.com

L&G Global Health & Pharmaceuticals Index Trust I Acc

Discrete Performance

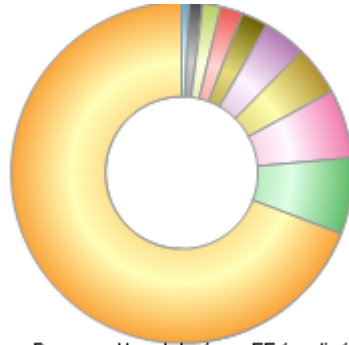


	0-12m	12m-24m	24m-36m	36m-48m	48m-60m
L&G Global Health & Pharmaceuticals Index Trust I Acc	+14.7	+0.0	+3.8	+18.2	+12.9

All prices in Pence Sterling (GBX) unless otherwise specified. Price total return performance figures are calculated on a bid price to bid price basis (mid to mid for OEICs) with net income (dividends) reinvested. Performance figures are shown in Pound Sterling (GBP).

Asset Allocation (30 Jun 2024)

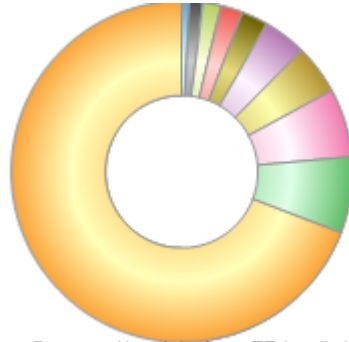
Rank	Asset Classes	%
1	United States Equities	69.20
2	Switzerland Equities	7.20
3	Denmark Equities	6.50
4	United Kingdom Equities	4.70
5	Japan Equities	4.10
6	France Equities	2.50
7	Other Equities	2.10
8	Australia Equities	1.70
9	Germany Equities	1.30
10	Korea Equities	0.70



Powered by data from FE fundinfo

Regional Breakdown (30 Jun 2024)

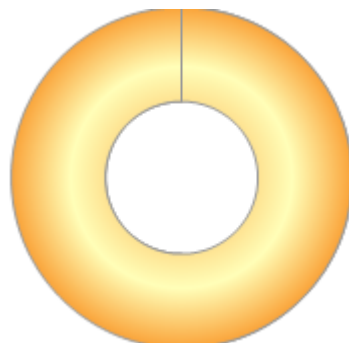
Rank	Regions	%
1	United States	69.20
2	Switzerland	7.20
3	Denmark	6.50
4	United Kingdom	4.70
5	Japan	4.10
6	France	2.50
7	Other	2.10
8	Australia	1.70
9	Germany	1.30
10	Korea	0.70



Powered by data from FE fundinfo

Sector Breakdown (30 Jun 2024)

Rank	Sectors	%
1	Health Care	100.00



Powered by data from FE fundinfo

Top Holdings (30 Jun 2024)

Rank	Largest Holdings	%
1	Eli Lilly & Co	10.00
2	Unitedhealth Group	5.90

L&G Global Health & Pharmaceuticals Index Trust | Acc

Rank	Largest Holdings	%
3	Novo Nordisk B	5.70
4	Johnson & Johnson	4.60
5	Merck & Co	4.30
6	Abbvie	3.90
7	Novartis	2.80
8	AstraZeneca	2.70
9	Thermo Fisher Scientific	2.70
10	Roche Holding	2.60