

L&G Global Technology Index Trust I Acc

What is the Fund's objective?

The objective of this fund is to provide growth by tracking the performance of those companies in the FTSE World Index which are engaged in Information Technology activities. The fund will invest almost entirely in company shares. The fund's investments will closely match those that make up the Index. The Index consists of company shares from around the world. The fund may use derivatives (contracts which have a value linked to the price of another asset) for the following purposes:

- To help with efficient day to day management.
- To reduce some of the risks of the market.

Your units will be accumulation units. Income from investments held by the fund (dividends) will be reinvested into the value of your units. This fund may not be appropriate for investors who plan to withdraw their money within five years.

Cumulative Performance



	3m	6m	1yr	3yrs	5yrs
L&G Global Technology Index Trust I Acc	+2.7	+10.1	+38.5	+49.7	+180.6

Benchmark	n/a
Asset Class	Equity
Launch Date	01-Nov-2000
Fund Size	£3,345.0m / \$4,376.9m (31-Jul-2024)

How does FE fundinfo rate this fund?

Risk Score **178**

Investment Details

Initial Charge	0.00%
Annual Charges	0.32%
Note to charges	n/a
Minimum Initial Investment	£ 1,000,000
Minimum Additional Investment	£ 20,000
Dividend Policy	Aug 10 (Final)

Prices

Unit Type	ACC
Mid	162.90[GBX]
Price Date	23 Aug 2024
Yield	0.30

Codes

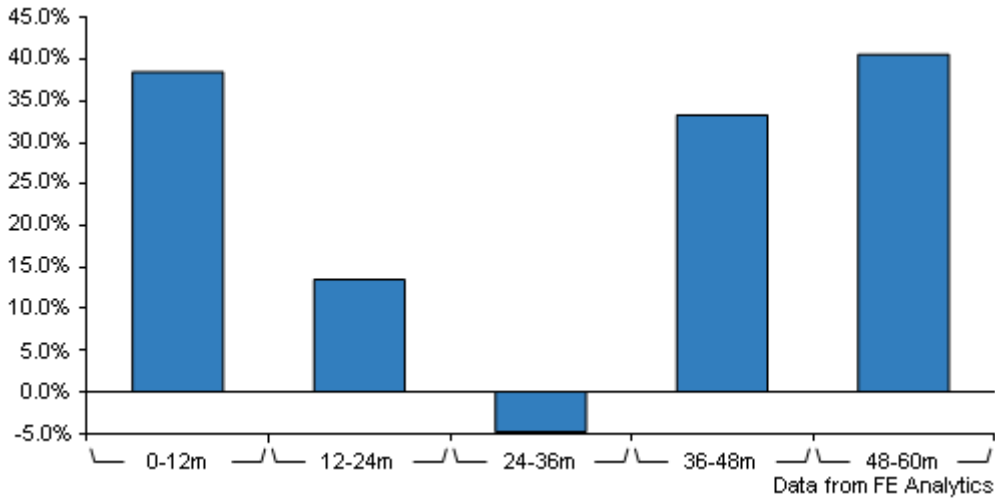
Citicode	L559
SEDOL	B0CNH16
ISIN	GB00B0CNH163

Contact Details

Address	One Coleman Street, London, EC2R 5AA
Telephone numbers	0370 050 0955 (Main Number)
Email	investments@landg.com

L&G Global Technology Index Trust I Acc

Discrete Performance



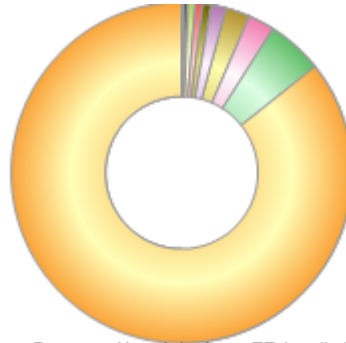
	0-12m	12m-24m	24m-36m	36m-48m	48m-60m
L&G Global Technology Index Trust I Acc	+38.5	+13.5	-4.8	+33.3	+40.6

All prices in Pence Sterling (GBX) unless otherwise specified. Price total return performance figures are calculated on a bid price to bid price basis (mid to mid for OEICs) with net income (dividends) reinvested. Performance figures are shown in Pound Sterling (GBP).

L&G Global Technology Index Trust I Acc

Asset Allocation (30 Jun 2024)

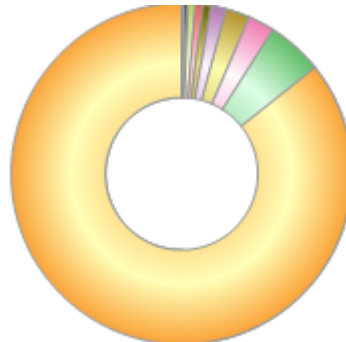
Rank	Asset Classes	%
1	United States Equities	85.70
2	Taiwan Equities	5.30
3	Netherlands Equities	2.50
4	Japan Equities	2.30
5	Germany Equities	1.40
6	Other Equities	0.80
7	Korea Equities	0.70
8	Canada Equities	0.70
9	France Equities	0.40
10	Australia Equities	0.20



Powered by data from FE fundinfo

Regional Breakdown (30 Jun 2024)

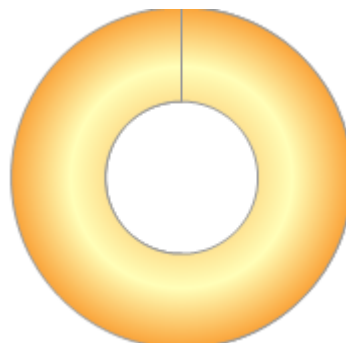
Rank	Regions	%
1	United States	85.70
2	Taiwan	5.30
3	Netherlands	2.50
4	Japan	2.30
5	Germany	1.40
6	Other	0.80
7	Korea	0.70
8	Canada	0.70
9	France	0.40
10	Australia	0.20



Powered by data from FE fundinfo

Sector Breakdown (30 Jun 2024)

Rank	Sectors	%
1	Technology	100.00



Powered by data from FE fundinfo

Top Holdings (30 Jun 2024)

Rank	Largest Holdings	%
1	Microsoft	16.10
2	Apple	14.80

L&G Global Technology Index Trust I Acc

Rank	Largest Holdings	%
3	Nvidia	14.30
4	Meta Platforms A	5.40
5	Alphabet A	5.20
6	Alphabet C	4.40
7	Broadcom	3.50
8	Taiwan Semiconductor Manufacturing Co	3.40
9	ASML	2.00
10	Advanced Micro Devices	1.30