

## L&G Fixed Interest

### Fund objective

To maximise the overall returns from interest received and capital values of a portfolio of investments in British Government stocks and other readily marketable fixed interest securities. This may also include quoted marketable stocks of overseas governments and companies

### Detailed fund information

**Unit name** L&G Fixed Interest

**FE fundinfo Crown Rating** Very Good

**Sector** UK Gilts

**Domicile** United Kingdom

**Fund currency** GBX

**Unit currency** GBX

**Launch date** 31-Jan-1991

**Fund size** (as at 31-Oct-2024) £18.3m

**Primary asset class** Fixed Interest

**Inc / Acc** Accumulating

### Price and charges

**Bid price** (as at 31-Oct-2024) GBX  
1474.80

**Offer price** (as at 31-Oct-2024) GBX  
1552.50

**Initial charge** n/a

**Annual charge** 0.75%

### Codes

**Citicode** LG02

**ISIN** GB0005144042

### Management information

**Fund manager** Simon Bell

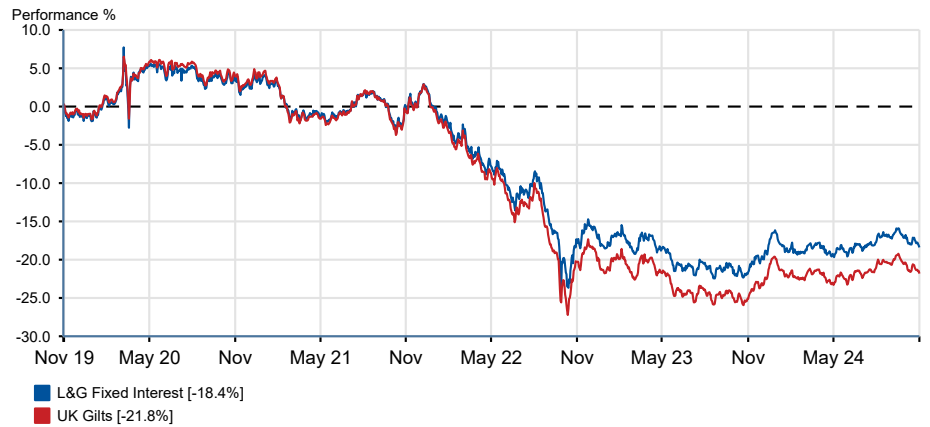
**Start date** 01-Aug-2016

**Address** One Coleman Street, London

**Tel** +44 (0) 20 3124 3277 (Main Number)

**Website** www.lgim.com

### Past performance overview fund vs. sector



### Cumulative performance (%)

	YTD	3m	6m	1y	3ys	5ys
L&G Fixed Interest	-2.1	-0.4	+1.4	+4.6	-18.3	-17.7
UK Gilts	-1.9	-0.5	+2.0	+4.9	-21.1	-21.5

### Discrete performance (%)

	YTD	2023	2022	2021	2020	2019
L&G Fixed Interest	-2.1	+2.6	-18.4	-3.9	+5.9	+5.0
UK Gilts	-1.9	+2.3	-21.4	-4.7	+6.3	+7.6

### Growth of £1000 over 3 years

Total return performance of the fund rebased to 1000. Your actual return would be reduced by the cost of buying and selling the fund, and inflation.

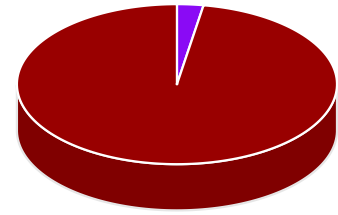


### Fund

All prices in Pence Sterling (GBX) unless otherwise specified. Price performance figures are calculated on a bid price to bid price basis with net income (dividends) reinvested. Performance figures are shown in Sterling.

## Asset allocation

Key	Rank	Asset class	% of Fund (31.07.2024)
A <span style="color: red;">■</span>	1	Bonds	97.3
B <span style="color: purple;">■</span>	2	Cash	2.7

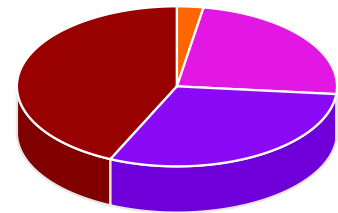


## Regional breakdown

No Breakdown Data available

## Sector breakdown

Key	Rank	Sector	% of Fund (31.07.2024)
A <span style="color: red;">■</span>	1	Over 30	43.2
B <span style="color: purple;">■</span>	2	3 to 5	30.3
C <span style="color: magenta;">■</span>	3	7 to 10	23.9
D <span style="color: orange;">■</span>	4	Cash	2.7



## Top ten holdings

Rank	Holding	% of Fund (31.07.2024)
1	* United Kingdom of Great Britain and	28.6
2	Kreditanstalt Fur Wiederaufbau 0.04	5.2