



L&G Aberdeen Life Global (ex-UK) Equity Pn

Fund objective

To outperform its benchmark which is calculated using index returns. This fund was managed by Deutsche Asset Management Ltd until 30 September 2005. On 30 September 2005 Deutsche Asset Management Limited, the manager of this fund (previously known as Deutsche Life Overseas Equity Fund), was acquired by Aberdeen Asset Management Plc. Deutsche Asset Management Limited subsequently changed its name to Aberdeen Fund management Limited. The Overseas Equity Fund is actively managed and provides exposure to overseas equities.

Detailed fund information

Unit name L&G Aberdeen Life Global (ex-UK) Equity Pn

FE fundinfo Crown Rating Gold

Sector Global Equities

Domicile United Kingdom

Fund currency GBX

Unit currency GBX

Launch date 06-Apr-2001

Fund size (as at 17-Feb-2026) £22.3m

Primary asset class Equity

Inc / Acc Income

Price and charges

Bid price (as at 17-Feb-2026) GBX 710.10

Offer price (as at 17-Feb-2026) GBX 710.10

Initial charge n/a

Annual charge n/a

Codes

Citicode LA65

ISIN GB0030521164

Management information

Fund manager Global Equity

Start date 02-Oct-1998

Address One Coleman Street, London

Tel +44 (0) 20 3124 3277 (Main Number)

Website www.lgim.com

Past performance overview fund vs. sector



17/02/2021 - 17/02/2026 Powered by data from FE fundinfo

Cumulative performance (%)

	YTD	3m	6m	1y	3ys	5ys
L&G Aberdeen Life Global (ex-UK) Equity Pn	-1.6	-2.3	+4.3	+0.1	+24.3	+47.1
Global Equities	+1.6	+3.5	+8.9	+10.5	+41.1	+57.0

Discrete performance (%)

	YTD	2025	2024	2023	2022	2021
L&G Aberdeen Life Global (ex-UK) Equity Pn	-1.6	+4.6	+13.2	+15.7	-7.9	+22.5
Global Equities	+1.6	+13.7	+15.2	+13.5	-9.3	+18.2

Growth of £1000 over 3 years

Total return performance of the fund rebased to 1000. Your actual return would be reduced by the cost of buying and selling the fund, and inflation.



■ Fund

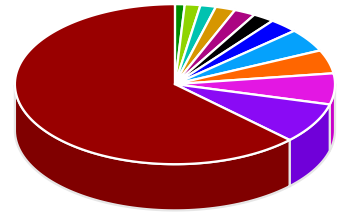
17/02/2023 - 17/02/2026 Powered by data from FE fundinfo

All prices in Pence Sterling (GBX) unless otherwise specified. Price performance figures are calculated on a bid price to bid price basis with net income (dividends) reinvested. Performance figures are shown in Sterling.

L&G Aberdeen Life Global (ex-UK) Equity Pn

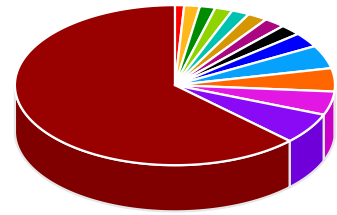
Asset allocation

Key	Rank	Asset class	% of Fund (30.01.2026)
A	1	US Equities	62.7
B	2	Cash & Cash Equivalents	8.2
C	3	Dutch Equities	6.3
D	4	French Equities	4.8
E	5	Japanese Equities	4.7
F	6	Chinese Equities	3.0
G	7	German Equities	2.2
H	8	Swedish Equities	2.1
I	9	Hong Kong Equities	2.0
J	10	Swiss Equities	1.6
K	11	Brazilian Equities	1.6
L	12	Indonesian Equities	1.0



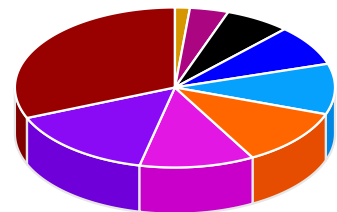
Regional breakdown

Key	Rank	Region	% of Fund (30.01.2026)
A	1	USA	62.7
B	2	Netherlands	6.3
C	3	France	4.8
D	4	Taiwan	4.7
E	5	Japan	4.7
F	6	China	3.0
G	7	Germany	2.2
H	8	Sweden	2.1
I	9	Hong Kong	2.0
J	10	India	1.8
K	11	Luxembourg	1.8
L	12	Switzerland	1.6
M	13	Brazil	1.6
N	14	Indonesia	1.0
O	15	Cash & Cash Equivalents	0.2
P	16	UK	-0.2



Sector breakdown

Key	Rank	Sector	% of Fund (30.09.2025)
A	1	Information Technology	31.2
B	2	Financials	15.2
C	3	Consumer Discretionary	11.6
D	4	Health Care	11.5
E	5	Industrials	10.2
F	6	Consumer Staples	8.2
G	7	Communication Services	6.6
H	8	Materials	3.9
I	9	Cash	1.5



Top ten holdings

Rank	Holding	% of Fund (30.09.2025)
1	Microsoft	6.7
2	Taiwan Semiconductor Manufacturing Co	5.4
3	Amazon	4.8
4	Nvidia	4.7
5	Alphabet CLA	4.4
6	Mastercard	3.8
7	Schneider Electric	3.6
8	ASML	3.5
9	L'Oreal	3.2
10	Cadence Design Sys	3.0


Trustnet

Powered by FE fundinfo

© Trustnet Limited 2026 Trustnet is a free website devoted exclusively to research, and does not offer any transactional facilities to its users, or offer any advice on investments. The Institute of Company Secretaries and Administrators (ICSA) Registrars Group has issued an official warning to investors to beware of fraudulent use of authorised firms' logos and trademarks by illegitimate and illegal trading operations or 'boiler rooms'. Data supplied in conjunction with Thomson Financial Limited, London Stock Exchange Plc, StructuredRetailProducts.com and ManorPark.com, All Rights Reserved. Please read our Disclaimer and Privacy Policy.