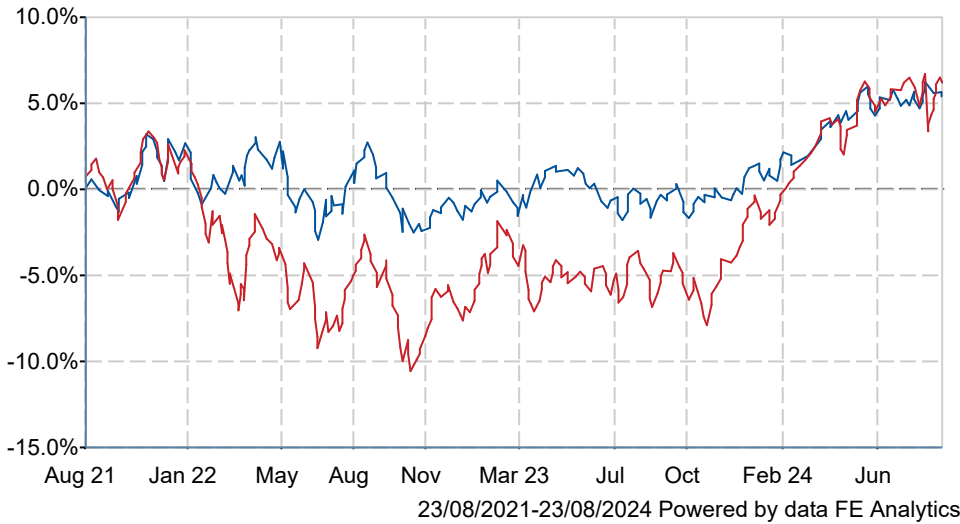


Trojan 0 Acc

What is the Fund's objective?

The investment objective of the Trojan Fund is to seek to achieve growth in capital (net of fees), ahead of inflation (UK Retail Prices Index), over the longer term (5 to 7 years).

Cumulative Performance




	3m	6m	1yr	3yrs	5yrs
Trojan 0 Acc	+0.1	+3.7	+6.5	+5.4	+23.3
IA Flexible Investment	+0.4	+4.8	+13.5	+6.2	+28.3
Rank within sector	112 / 164	128 / 163	147 / 159	77 / 143	89 / 121
Quartile	3	4	4	3	3

Fund Information

Sector	IA Flexible Investment
Asset Class	Mixed Asset
Launch Date	31-May-2001
Fund Size	£5,140.4m / \$6,782.3m (31-Jul-2024)
Fund Manager	Sebastian Lyon Charlotte Yonge

How does FE fundinfo rate this fund?

Alpha Manager Rating	Sebastian Lyon
FE fundinfo Crown Rating	
Risk Score	42

Other ratings

Morningstar Analyst Rating	
----------------------------	--

Investment Details

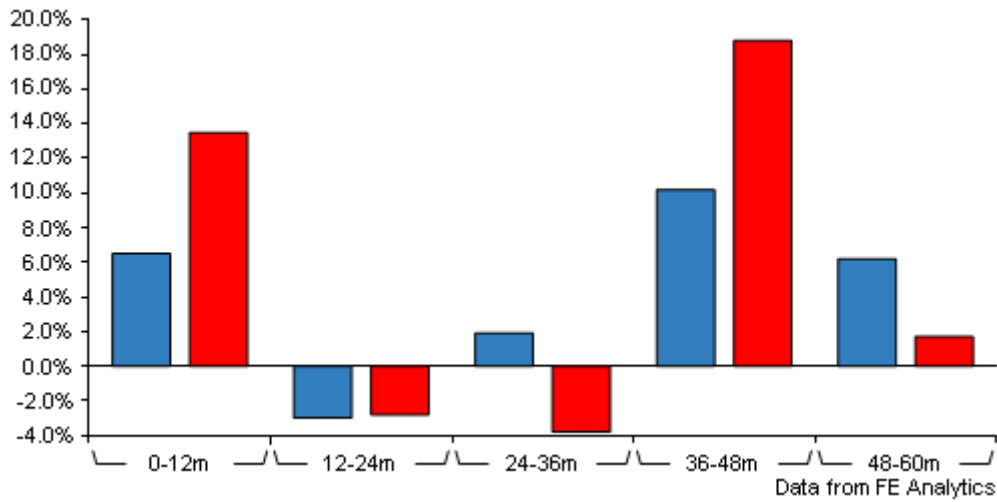
Initial Charge	5.00%
Annual Charges	1.00%
Note to charges	n/a
Minimum Initial Investment	£ 250,000
Minimum Additional Investment	£ 1,000
Dividend Policy	Feb 01, Aug 01 (Final)

Prices

Unit Type	ACC
Mid	405.88(GBX)
Price Date	23 Aug 2024
Yield	1.01

Trojan O Acc

Discrete Performance



	0-12m	12m-24m	24m-36m	36m-48m	48m-60m
■ Trojan O Acc	+6.5	-3.0	+1.9	+10.2	+6.2
■ IA Flexible Investment	+13.5	-2.8	-3.8	+18.8	+1.7
Rank within sector	147 / 159	84 / 152	23 / 143	111 / 130	24 / 121
Quartile	4	3	1	4	1

All prices in Pence Sterling (GBX) unless otherwise specified. Price total return performance figures are calculated on a bid price to bid price basis (mid to mid for OEICs) with net income (dividends) reinvested. Performance figures are shown in Pound Sterling (GBP).

Codes

Citicode	OM98
SEDOL	B01BP95
ISIN	GB00B01BP952

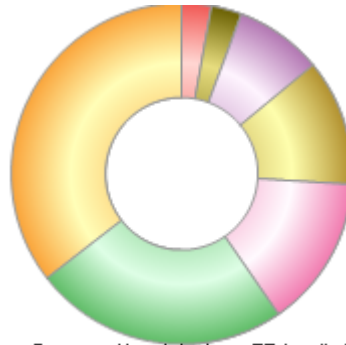
Contact Details

Address	Troy Asset Management Ltd, 33 Davies Street, London, W1K 4BP
Telephone numbers	020 7499 4030 (Main Number)
Website	www.taml.co.uk
Email	busdev@taml.co.uk

Trojan O Acc

Asset Allocation (31 Jul 2024)

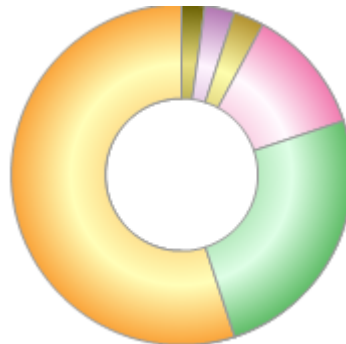
Rank	Asset Classes	%
1	Global Index Linked	35.51
2	Cash	24.14
3	US Equities	14.44
4	Commodity & Energy	11.96
5	UK Equities	8.29
6	European Equities	2.92
7	Swiss Equities	2.75



Powered by data from FE fundinfo

Regional Breakdown (31 Jul 2024)

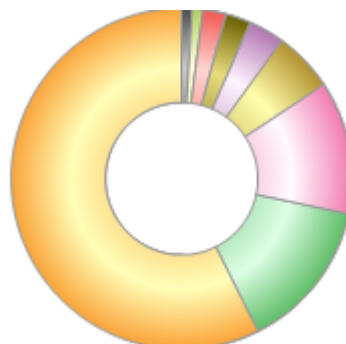
Rank	Regions	%
1	US	55.06
2	UK	25.10
3	Not Specified	11.96
4	Europe	2.92
5	Switzerland	2.75
6	Cash	2.22



Powered by data from FE fundinfo

Sector Breakdown (31 Jul 2024)

Rank	Sectors	%
1	Fixed Interest	57.42
2	Consumer Staples	14.25
3	Financials	12.59
4	Mutual Funds	5.69
5	Information Technology	3.40
6	Communications	2.37
7	Money Market	2.22
8	Industrials	1.03
9	Health Care	1.02



Powered by data from FE fundinfo

Top Holdings (31 Jul 2024)

Rank	Largest Holdings	%
1	UK Govt 2.75% 07-sep-2024	7.08
2	US Govt 0.75% 15-feb-2042	6.86

Trojan 0 Acc

Rank	Largest Holdings	%
3	Invesco Physical Gold	6.27
4	US Govt 2.375% 15-jan-2025	6.05
5	US Govt 0.125% 15-jul-2026	6.00
6	iShares Physical Gold	5.69
7	UK Govt 1.25% 22-jul-2027	5.45
8	Unilever	4.98
9	US Govt 0.125% 15-jan-2031	4.40
10	UK Govt 0.125% 22-mar-2026	3.55