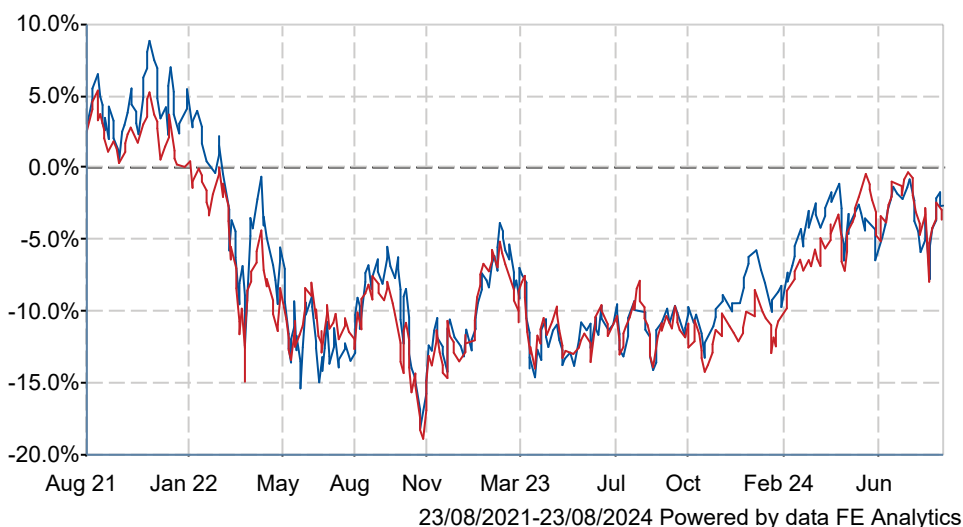




Jupiter Global Emerging Markets Focus I Acc GBP

What is the Fund's objective?

Objective: capital growth over the long term by investing in shares (i.e. equities) and similar investments of companies listed, traded or dealt in on a regulated market in emerging markets worldwide and companies that have a predominant proportion of their assets or business operations in these emerging market countries. In seeking to achieve its objective, the fund aims to deliver a return, net of fees, greater than that of the MSCI EM (Emerging Markets) Index with net dividends re-invested over rolling 3 year periods. The Fund will typically invest at least 80% in company shares and similar investments. Companies may be of all sizes and in any industry (e.g. pharmaceuticals, finance, etc). The Fund may invest up to 20% in China A-Shares through the China-Hong Kong Stock Connect scheme. The Fund will typically invest in the shares of fewer than 50 companies. The Fund may use derivatives (i.e. financial contracts whose value is linked to the expected price movements of an underlying investment), with the aim of generating returns and reducing the overall costs and/or risks of the Fund. The Fund is actively managed. Portfolio construction is driven by research into a company's future prospects in the context of the economic environment to identify attractively priced investment opportunities. The Index is a broad representation of the Fund's investment universe. Although a large proportion of the Fund's investments may be components of the Index, the Fund has the ability to deviate significantly from the Index.

Cumulative Performance



	3m	6m	1yr	3yrs	5yrs
 Jupiter Global Emerging Markets Focus I Acc GBP	+1.2	+1.7	+10.9	-2.7	+22.2
 IA Global Emerging Markets	-2.1	+3.4	+10.5	-3.6	+15.0
Rank within sector	11 / 167	126 / 166	86 / 165	68 / 155	46 / 134
Quartile	1	4	3	2	2

Sector	IA Global Emerging Markets
Asset Class	Equity
Launch Date	23-Sep-2010
Fund Size	£58.5m / \$77.2m (23-Aug-2024)
Fund Manager	Nick Payne

How does FE fundinfo rate this fund?

FE fundinfo Crown Rating	
Risk Score	116

Investment Details

Initial Charge	0.00%
Annual Charges	0.75%
Note to charges	n/a
Minimum Initial Investment	£ 1,000,000
Minimum Additional Investment	£ 100,000
Dividend Policy	Jan 01, Feb 01, Mar 01, Apr 01, May 01, Jun 01, Jul 01 (Final), Aug 01, Sep 01, Oct 09, Nov 09, Dec 08

Prices

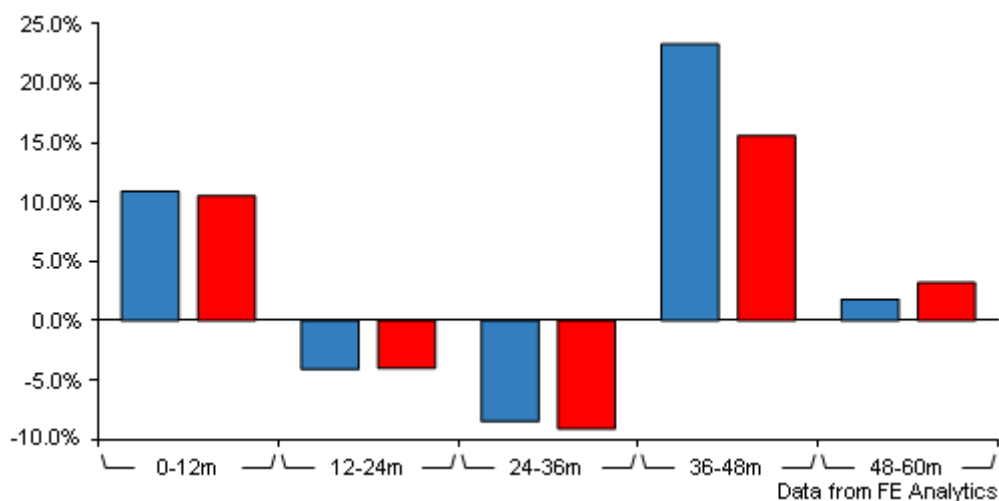
Unit Type	ACC
Mid	18.12{GBP}
Price Date	23 Aug 2024
Yield	n/a

Codes

Citicode	K4BH
SEDOL	B8Y1GV7
ISIN	IE00B8Y1GV72

Jupiter Global Emerging Markets Focus I Acc GBP

Discrete Performance



	0-12m	12m-24m	24m-36m	36m-48m	48m-60m
■ Jupiter Global Emerging Markets Focus I Acc GBP	+10.9	-4.1	-8.5	+23.3	+1.8
■ IA Global Emerging Markets	+10.5	-4.0	-9.1	+15.6	+3.2
Rank within sector	86 / 165	63 / 160	74 / 155	19 / 142	92 / 134
Quartile	3	2	2	1	3

All prices in Pence Sterling (GBX) unless otherwise specified. Price total return performance figures are calculated on a bid price to bid price basis (mid to mid for OEICs) with net income (dividends) reinvested. Performance figures are shown in Pound Sterling (GBP).

Contact Details

Address The Zig Zag Building, 70
Victoria Street, London,
United Kingdom, SW1E 6SQ

Telephone numbers +44 (0)20 3817 1000 (Dealing
& Administration)
+44 (0)20 3817 1063 (Main
Number)

Website www.jupiteram.com

Email clientservices@jupiteram.com

Asset Allocation (31 Jul 2024)

Rank	Asset Classes	%
1	Taiwan (Republic of China) Equities	21.40
2	India Equities	21.30
3	United States Equities	13.20
4	China Equities	11.70
5	United Kingdom Equities	7.70
6	Brazil Equities	5.50
7	Other Equities	5.40
8	Indonesia Equities	5.10
9	Hong Kong Equities	3.30
10	Others	5.40



Powered by data from FE fundinfo

Regional Breakdown (31 Jul 2024)

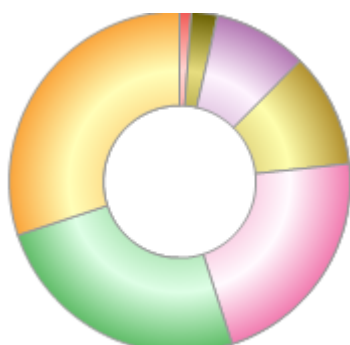
Rank	Regions	%
1	Taiwan (Republic of China)	21.40
2	India	21.30
3	United States	13.20
4	China	11.70
5	United Kingdom	7.70
6	Brazil	5.50
7	Other	5.40
8	Indonesia	5.10
9	Hong Kong	3.30
10	Others	5.40



Powered by data from FE fundinfo

Sector Breakdown (31 Jul 2024)

Rank	Sectors	%
1	Information Technology	30.20
2	Financials	25.00
3	Consumer Discretionary	21.80
4	Industrials	10.90
5	Consumer Staples	8.90
6	Materials	2.50
7	Health Care	1.10
8	Cash	-0.40



Powered by data from FE fundinfo

Top Holdings (31 Jul 2024)

Rank	Largest Holdings	%
1	Taiwan Semiconductor Manufacturing	9.00
2	Bank Of Georgia Group Plc	7.70

Jupiter Global Emerging Markets Focus I Acc GBP

Rank	Largest Holdings	%
3	Mercadolibre Inc	7.10
4	Hdfc Bank Adr Representing Three L	5.40
5	Bank Central Asia	5.10
6	Aspeed Technology Inc	3.80
7	Bajaj Finance Ltd	3.80
8	Techtronic Industries Ltd	3.30
9	Sinbon Electronics Ltd	3.30
10	Leejam Sports	3.10