



Schroder Strategic Credit Z Acc

What is the Fund's objective?

The Fund aims to provide income and capital growth in excess of the ICE BofA Sterling 3 Month Government Bill Index (after fees have been deducted) over a three to five year period by investing in fixed and floating rate securities of companies worldwide but this cannot be guaranteed and your capital is at risk.

Cumulative Performance





	3m	6m	1yr	3yrs	5yrs
 Schroder Strategic Credit Z Acc	+2.2	+4.2	+12.4	+9.0	+20.8
 IA Sterling Strategic Bond	+3.0	+4.4	+11.1	-1.0	+8.5
Rank within sector	79 / 90	55 / 89	29 / 88	8 / 80	10 / 70
Quartile	4	3	2	1	1

Fund Information

Sector	IA Sterling Strategic Bond
Asset Class	Fixed Interest
Launch Date	04-Apr-2006
Fund Size	£847.7m / \$1,118.5m (23-Aug-2024)
Fund Manager	Peter Harvey

How does FE fundinfo rate this fund?

FE fundinfo Crown Rating	
Risk Score	

Investment Details

Initial Charge	0.00%
Annual Charges	0.77%
Note to charges	Initial Charges: max.;
Minimum Initial Investment	£ 50,000
Minimum Additional Investment	£ 10,000
Dividend Policy	Jan 01 (Final), Jul 01

Prices

Unit Type	ACC
Mid	71.50(GBX)
Price Date	23 Aug 2024
Yield	6.21

Codes

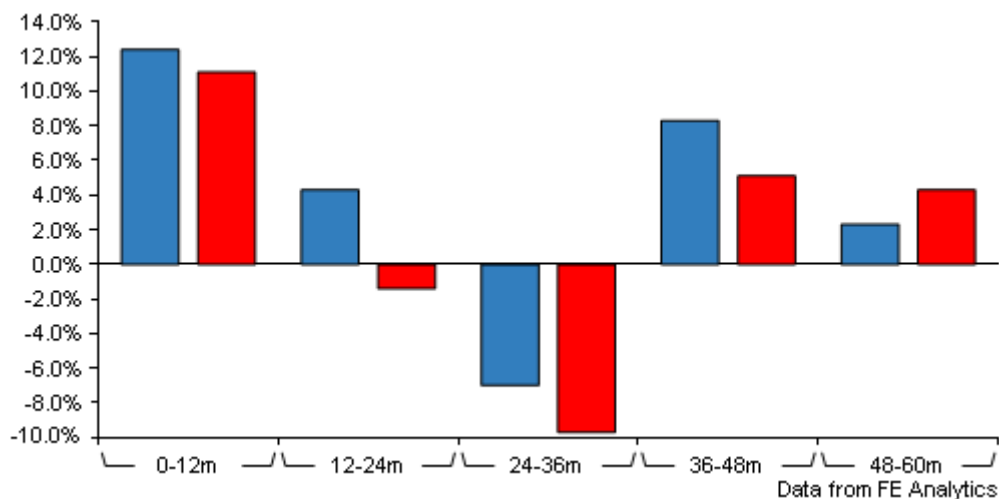
Citicode	K84E
SEDOL	BJZ2ZC0
ISIN	GB00BJZ2ZC09

Contact Details

Address	1 London Wall Place, London, EC2Y 5AU
Telephone numbers	44 (0)20 7658 6000 (Main Number)
Website	www.schroders.co.uk

Schroder Strategic Credit Z Acc

Discrete Performance



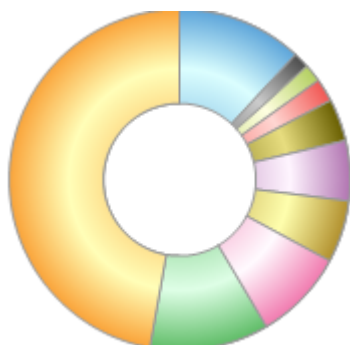
	0-12m	12m-24m	24m-36m	36m-48m	48m-60m
■ Schroder Strategic Credit Z Acc	+12.4	+4.3	-7.0	+8.3	+2.3
■ IA Sterling Strategic Bond	+11.1	-1.4	-9.7	+5.1	+4.3
Rank within sector	29 / 88	3 / 86	26 / 80	13 / 75	50 / 70
Quartile	2	1	2	1	3

All prices in Pence Sterling (GBX) unless otherwise specified. Price total return performance figures are calculated on a bid price to bid price basis (mid to mid for OEICs) with net income (dividends) reinvested. Performance figures are shown in Pound Sterling (GBP).

Schroder Strategic Credit Z Acc

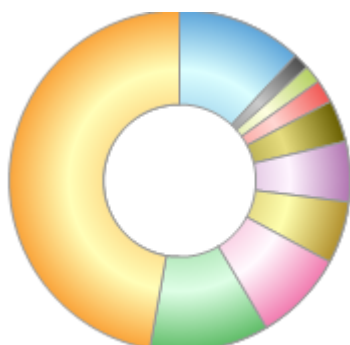
Asset Allocation (31 Jul 2024)

Rank	Asset Classes	%
1	UK Fixed Interest	47.20
2	German Fixed Interest	11.25
3	US Fixed Interest	8.63
4	Italian Fixed Interest	5.88
5	French Fixed Interest	5.72
6	Luxembourg Fixed Interest	4.04
7	Spanish Fixed Interest	2.19
8	Middle East & African Fixed Interest	1.68
9	Irish Fixed Interest	1.52
10	Others	11.89



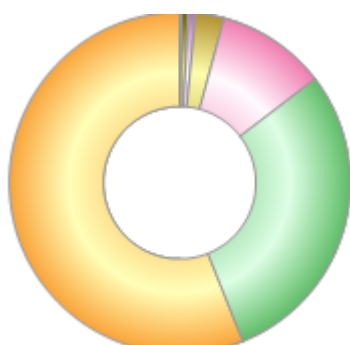
Regional Breakdown (31 Jul 2024)

Rank	Regions	%
1	United Kingdom	47.20
2	Germany	11.25
3	United States	8.63
4	Italy	5.88
5	France	5.72
6	Luxembourg	4.04
7	Spain	2.19
8	Israel	1.68
9	Ireland	1.52
10	Others	11.89



Sector Breakdown (31 Jul 2024)

Rank	Sectors	%
1	Industrial	56.12
2	Financial	29.35
3	Liquid Assets	10.40
4	Utility	2.65
5	Quasi & Foreign Government	0.67
6	Securitized	0.57
7	Derivatives	0.24



Top Holdings (31 Jul 2024)

Rank	Largest Holdings	%
1	UNITED KINGDOM OF GREAT BRITAIN AN 0.0000 18/11/2024 SERIES GOVT	4.05

Schroder Strategic Credit Z Acc

Rank	Largest Holdings	%
2	UNITED KINGDOM OF GREAT BRITAIN AN 0.0000 25/11/2024 SERIES GOVT	2.83
3	UNITED KINGDOM OF GREAT BRITAIN AN 0.0000 11/11/2024 SERIES GOVT	1.78
4	BP CAPITAL MARKETS PLC 4.2500 PERP - REGS	1.28
5	HISCOX LIMITED 6.1250 24/11/2045 REGS	1.26
6	FORD MOTOR CREDIT COMPANY LLC 6.8600 05/06/2026 SERIES eMTN	1.10
7	UGI INTERNATIONAL LLC 2.5000 01/12/2029 SERIES REGS	1.10
8	MERLIN ENTERTAINMENTS PL 5.7500 15/06/2026 144A	1.07
9	UNITED KINGDOM OF GREAT BRITAIN AN 0.0000 30/12/2024 SERIES GOVT	1.06
10	GRUENENTHAL GMBH 4.1250 15/05/2028 SERIES REGS	0.96