



SL LF Equity Income Pn

Fund objective

To provide a reasonable level of income together with capital growth. This will be achieved by investing primarily in UK listed companies.

Detailed fund information

Unit name SL LF Equity Income Pn

FE fundinfo Crown Rating Very Good

Sector UK Equity Income

Domicile United Kingdom

Fund currency GBX

Unit currency GBX

Launch date 05-Nov-2014

Fund size (as at 31-Mar-2024) £0.3m

Primary asset class Equity

Inc / Acc Accumulating

Price and charges

Mid price (as at 17-May-2024) GBX 19.70

Initial charge n/a

Annual charge 1.65%

Codes

Citicode KV3F

ISIN GB00BWWYTR30

Management information

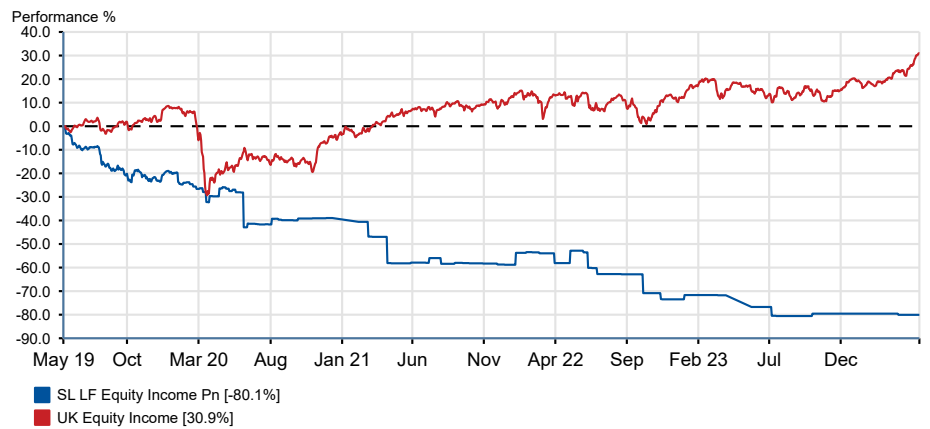
Fund manager Neil Woodford

Start date 19-Jun-2014

Address Standard Life House, 30
Lothian Road, Edinburgh

Website www.standardlife.com

Past performance overview fund vs. sector



17/05/2019 - 17/05/2024 Powered by data from FE fundinfo

Cumulative performance (%)

	YTD	3m	6m	1y	3ys	5ys
SL LF Equity Income Pn	-2.5	-2.5	-2.5	-29.4	-52.3	-80.1
UK Equity Income	+8.8	+9.9	+13.5	+11.7	+24.1	+31.3

Discrete performance (%)

	YTD	2023	2022	2021	2020	2019
SL LF Equity Income Pn	-2.5	-22.9	-35.6	-32.5	-24.0	-22.6
UK Equity Income	+8.8	+7.3	-0.3	+16.7	-10.6	+17.6

Growth of £1000 over 3 years

Total return performance of the fund rebased to 1000. Your actual return would be reduced by the cost of buying and selling the fund, and inflation.



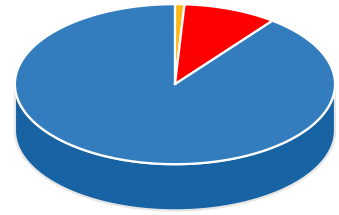
■ Fund

20/05/2021 - 17/05/2024 Powered by data from FE fundinfo

All prices in Pence Sterling (GBX) unless otherwise specified. Price performance figures are calculated on a bid price to bid price basis with net income (dividends) reinvested. Performance figures are shown in Sterling.

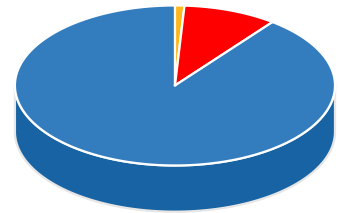
Asset allocation

Key	Rank	Asset class	% of Fund (30.09.2023)
A	1	UK Equities	89.6
B	2	Irish Equities	9.5
C	3	US Equities	1.4
D	4	Money Market	-0.4



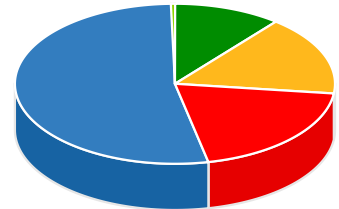
Regional breakdown

Key	Rank	Region	% of Fund (30.09.2023)
A	1	UNITED KINGDOM	89.6
B	2	IRELAND	9.5
C	3	UNITED STATES	1.4
D	4	Net other liabilities	-0.4



Sector breakdown

Key	Rank	Sector	% of Fund (30.09.2023)
A	1	INDUSTRIALS	53.4
B	2	HEALTH CARE	19.7
C	3	FINANCIALS	16.1
D	4	Others	10.8
E	5	TECHNOLOGY	0.4
F	6	Net other liabilities	-0.4



Top ten holdings

Rank	Holding	% of Fund (30.09.2023)
1	Nexeon	53.4
2	BenevolentAI	19.7
3	Atom Bank	16.1
4	BlackRock ICS Sterling Liquidity Fund	9.5
5	RM2 International	1.4
6	Freevolt Technologies	0.4

