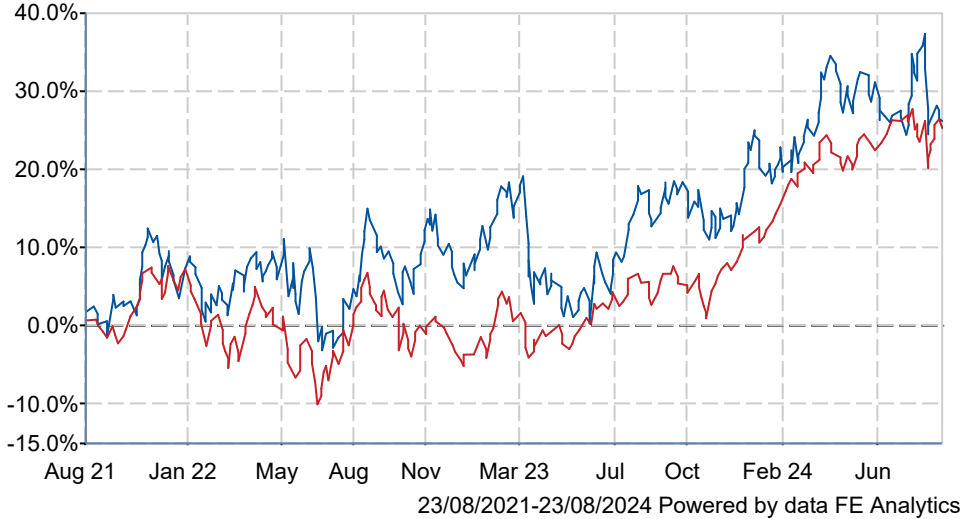


VT De Lisle America B GBP

What is the Fund's objective?

The Fund will aim to achieve capital and income growth over the long term (5 years).

Cumulative Performance




	3m	6m	1yr	3yrs	5yrs
VT De Lisle America B GBP	-2.6	+3.6	+11.1	+26.2	+88.9
IA North America	+1.6	+4.7	+20.5	+25.3	+75.3
Rank within sector	242 / 253	176 / 252	233 / 250	127 / 229	64 / 202
Quartile	4	3	4	3	2

Fund Information

Sector	IA North America
Asset Class	Equity
Launch Date	06-Aug-2010
Fund Size	£427.1m / \$563.5m (23-Aug-2024)
Fund Manager	Richard De Lisle

How does FE fundinfo rate this fund?

FE fundinfo Crown Rating	
Risk Score	160

Investment Details

Initial Charge	0.00%
Annual Charges	1.00%
Note to charges	n/a
Minimum Initial Investment	£ 1,000
Minimum Additional Investment	£ 500
Dividend Policy	Mar 31 (Final), Sep 30

Prices

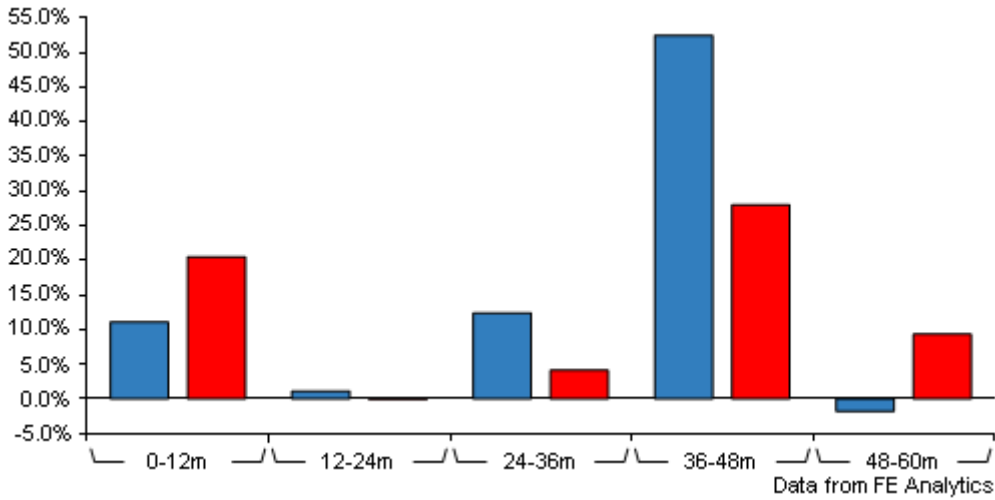
Unit Type	ACC
Mid	697.93(GBX)
Price Date	23 Aug 2024
Yield	0.00

Codes

Citicode	KUD2
SEDOL	B3QF3G6
ISIN	GB00B3QF3G69

VT De Lisle America B GBP

Discrete Performance



	0-12m	12m-24m	24m-36m	36m-48m	48m-60m
VT De Lisle America B GBP	+11.1	+1.1	+12.4	+52.5	-1.8
IA North America	+20.5	-0.1	+4.1	+28.0	+9.3
Rank within sector	233 / 250	89 / 243	45 / 229	3 / 215	167 / 202
Quartile	4	2	1	1	4

All prices in Pence Sterling (GBX) unless otherwise specified. Price total return performance figures are calculated on a bid price to bid price basis (mid to mid for OEICs) with net income (dividends) reinvested. Performance figures are shown in Pound Sterling (GBP).

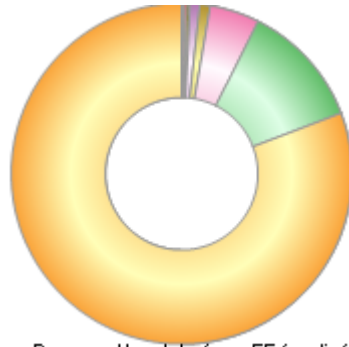
Contact Details

Address	Valu-Trac Investment Management Limited, Orton, Fochabers, Moray, IV32 7QE
Telephone numbers	01343 880344 (Main Number)
Website	www.valu-trac.com
Email	astute@valu-trac.com

VT De Lisle America B GBP

Asset Allocation (31 Jul 2024)

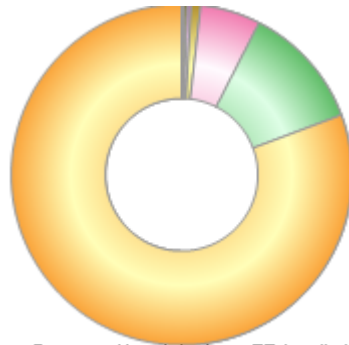
Rank	Asset Classes	%
1	US Equities	80.72
2	Canadian Equities	11.84
3	Money Market	4.73
4	Irish Equities	1.02
5	UK Equities	0.89
6	International Equities	0.31
7	Cash & Cash Equivalents	0.29
8	Swiss Equities	0.20
9	Forwards	0.01



Powered by data from FE fundinfo

Regional Breakdown (31 Jul 2024)

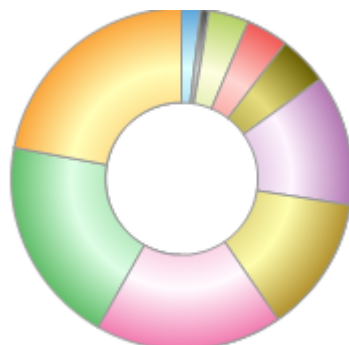
Rank	Regions	%
1	USA	80.65
2	Canada	11.84
3	Ireland	5.74
4	UK	0.89
5	Bermuda	0.39
6	Cash & Cash Equivalents	0.30
7	Switzerland	0.20



Powered by data from FE fundinfo

Sector Breakdown (31 Jul 2024)

Rank	Sectors	%
1	Energy	22.05
2	Industrials	19.82
3	Consumer Discretionary	17.67
4	Financials	13.00
5	Materials	12.39
6	Money Market	4.73
7	Information Technology	3.95
8	Consumer Staples	3.77
9	Health Care	0.80
10	Others	1.82



Powered by data from FE fundinfo

Top Holdings (31 Jul 2024)

Rank	Largest Holdings	%
1	Fidelity Institutional Liq GBP A Acc	4.44
2	Cameco Corp	3.36

VT De Lisle America B GBP

Rank	Largest Holdings	%
3	MasterBrand Inc	3.07
4	Murphy Usa Inc	2.89
5	Build-A-Bear Workshop Inc	2.80
6	UFP Technologies Inc	2.75
7	FS Bancorp Inc	2.10
8	M/I Homes Inc	2.06
9	Builders FirstSource Inc	1.97
10	Climb Global Solutions Inc	1.92