

Artemis US Smaller Companies I Acc GBP

What is the Fund's objective?

To grow capital over a five year period.

Cumulative Performance




	3m	6m	1yr	3yrs	5yrs
Artemis US Smaller Companies I Acc GBP	-1.7	+4.0	+21.9	+1.9	+45.0
IA North American Smaller Companies	+0.2	+2.3	+12.4	+3.3	+43.6
Rank within sector	29 / 34	9 / 34	2 / 34	22 / 31	19 / 29
Quartile	4	1	1	3	3

Fund Information

Sector	IA North American Smaller Companies
Asset Class	Equity
Launch Date	27-Oct-2014
Fund Size	£863.3m / \$1,139.1m (23-Aug-2024)
Fund Manager	Cormac Weldon Olivia Micklem

How does FE fundinfo rate this fund?

FE fundinfo Crown Rating	
Risk Score	182

Investment Details

Initial Charge	0.00%
Annual Charges	0.75%
Note to charges	Annual Management Charges: Max.;
Minimum Initial Investment	£ 250,000
Minimum Additional Investment	£ 500
Dividend Policy	Mar 01 (Final)

Prices

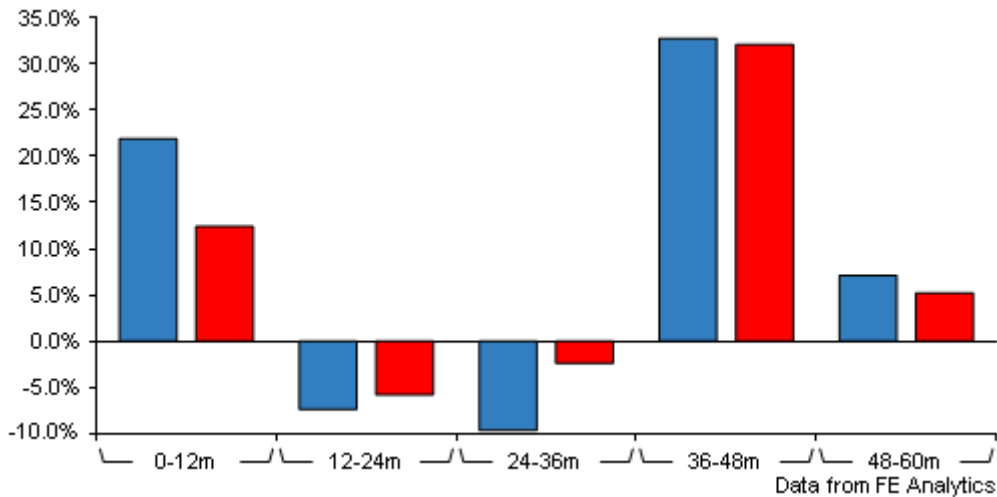
Unit Type	ACC
Mid	367.08(GBX)
Price Date	23 Aug 2024
Yield	0.00

Codes

Citicode	KRMD
SEDOL	BMMV576
ISIN	GB00BMMV5766

Artemis US Smaller Companies I Acc GBP

Discrete Performance



	0-12m	12m-24m	24m-36m	36m-48m	48m-60m
Artemis US Smaller Companies I Acc GBP	+21.9	-7.4	-9.7	+32.8	+7.1
IA North American Smaller Companies	+12.4	-5.8	-2.4	+32.1	+5.2
Rank within sector	2 / 34	21 / 32	26 / 31	20 / 30	10 / 29
Quartile	1	3	4	3	2

All prices in Pence Sterling (GBX) unless otherwise specified. Price total return performance figures are calculated on a bid price to bid price basis (mid to mid for OEICs) with net income (dividends) reinvested. Performance figures are shown in Pound Sterling (GBP).

Contact Details

Address Cassini House 57, St James's Street London, SW1A 1LD

Telephone numbers 0800 092 2051 (Main Number)

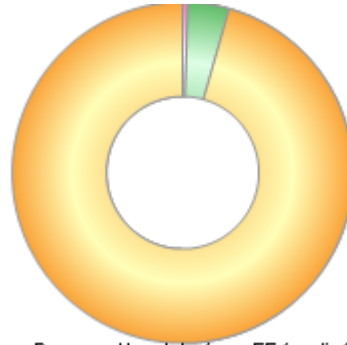
Website www.artemisfunds.com

Email salessupport@artemisfunds.com

Artemis US Smaller Companies I Acc GBP

Asset Allocation (30 Jun 2024)

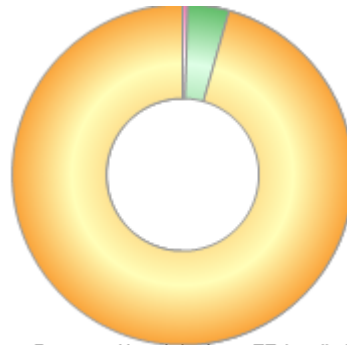
Rank	Asset Classes	%
1	US Equities	95.64
2	Money Market	3.85
3	Israeli Equities	0.51



Powered by data from FE fundinfo

Regional Breakdown (30 Jun 2024)

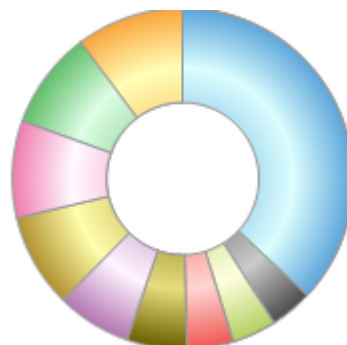
Rank	Regions	%
1	USA	95.64
2	Cash & Cash Equivalents	3.85
3	Israel	0.51



Powered by data from FE fundinfo

Sector Breakdown (30 Jun 2024)

Rank	Sectors	%
1	Building & Construction	10.22
2	Travel	9.28
3	Hardware	9.21
4	Industrials	8.92
5	Healthcare & Medical Products	7.13
6	Financial Services	5.69
7	Banks	4.36
8	Software	4.24
9	Retailers - General	3.97
10	Others	36.98



Powered by data from FE fundinfo

Top Holdings (30 Jun 2024)

Rank	Largest Holdings	%
1	Western Digital	4.14
2	BURLINGTON STORES INC	3.97

Artemis US Smaller Companies I Acc GBP

Rank	Largest Holdings	%
3	CORE & MAIN INC-CLASS A	3.90
4	CHURCHILL DOWNS INC	3.51
5	JONES LANG LASALLE INC	3.32
6	CLEAN HARBORS INC	3.28
7	JEFFERIES FINANCIAL GROUP IN	3.27
8	BELLRING BRANDS INC	3.00
9	COHERENT CORP	2.96
10	PINNACLE FINANCIAL PARTNERS INC COMMON STOCK USD 1	2.92