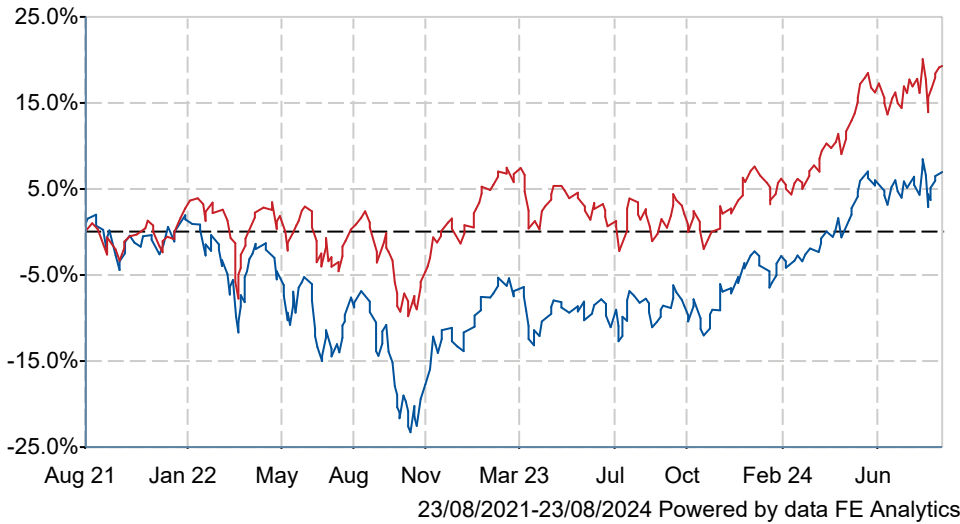




Schroder UK Multi-Cap Income Z Acc

What is the Fund's objective?

The fund aims to provide capital growth in excess of the FTSE All Share (Gross Total Return) index (after fees have been deducted) over a 5 to 7 year period by investing in equities of UK companies.


Cumulative Performance



	3m	6m	1yr	3yrs	5yrs
 Schroder UK Multi-Cap Income Z Acc	+0.6	+10.5	+20.0	+6.9	+21.3
 IA UK Equity Income	+1.6	+12.6	+20.1	+19.2	+37.1
Rank within sector	61 / 75	59 / 75	35 / 75	63 / 74	68 / 72
Quartile	4	4	2	4	4

Sector	IA UK Equity Income
Asset Class	Equity
Launch Date	22-May-2002
Fund Size	£35.5m / \$46.8m (23-Aug-2024)
Fund Manager	Duncan Green Graham Ashby

How does FE fundinfo rate this fund?

FE fundinfo Crown Rating	
Risk Score	113

Investment Details

Initial Charge	0.00%
Annual Charges	0.75%
Note to charges	Initial Charges: max.;
Minimum Initial Investment	£ 25,000
Minimum Additional Investment	£ 500
Dividend Policy	Mar 01 (Final), Sep 01

Prices

Unit Type	ACC
Mid	157.80(GBX)
Price Date	23 Aug 2024
Yield	4.63

Codes

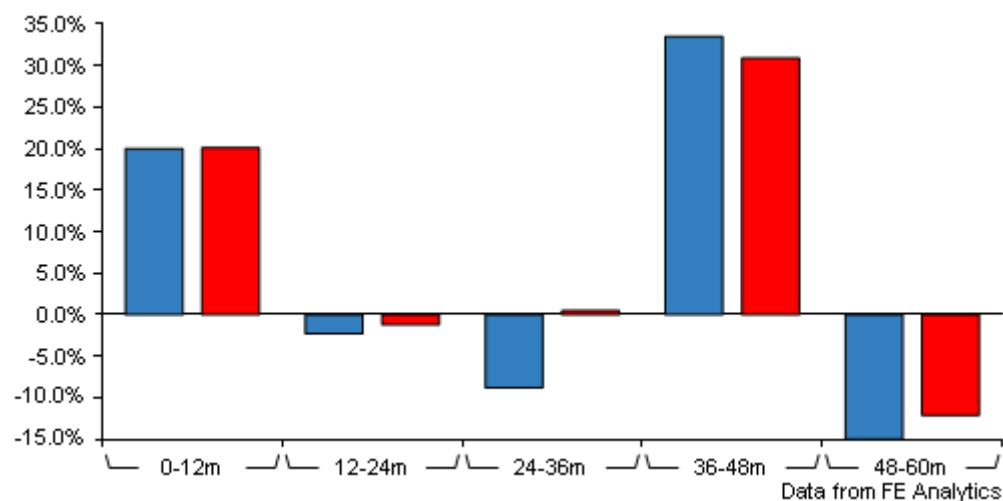
Citicode	0ZWB
SEDOL	B5ZZ800
ISIN	GB00B5ZZ8006

Contact Details

Address	1 London Wall Place, London, EC2Y 5AU
Telephone numbers	44 (0)20 7658 6000 (Main Number)
Website	www.schroders.co.uk

Schroder UK Multi-Cap Income Z Acc

Discrete Performance



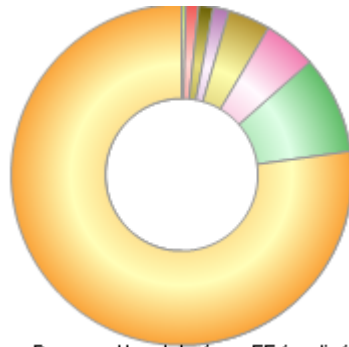
	0-12m	12m-24m	24m-36m	36m-48m	48m-60m
■ Schroder UK Multi-Cap Income Z Acc	+20.0	-2.3	-8.8	+33.5	-15.0
■ IA UK Equity Income	+20.1	-1.2	+0.5	+30.9	-12.1
Rank within sector	35 / 75	50 / 75	66 / 74	24 / 72	48 / 72
Quartile	2	3	4	2	3

All prices in Pence Sterling (GBX) unless otherwise specified. Price total return performance figures are calculated on a bid price to bid price basis (mid to mid for OEICs) with net income (dividends) reinvested. Performance figures are shown in Pound Sterling (GBP).

Schroder UK Multi-Cap Income Z Acc

Asset Allocation (30 Jun 2024)

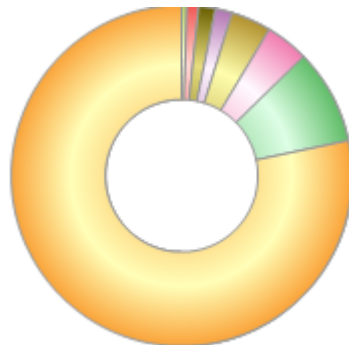
Rank	Asset Classes	%
1	United Kingdom Equities	77.20
2	United States Equities	9.30
3	Norway Equities	5.00
4	Australia Equities	4.00
5	Liquid Assets	1.50
6	Germany Equities	1.40
7	South Africa Equities	1.20
8	Georgia Equities	0.40



Powered by data from FE fundinfo

Regional Breakdown (31 Jul 2024)

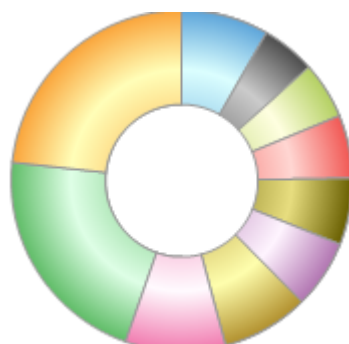
Rank	Regions	%
1	United Kingdom	78.38
2	United States	8.98
3	Norway	4.10
4	Australia	3.76
5	Liquid Assets	1.57
6	Germany	1.56
7	South Africa	1.13
8	Georgia	0.52



Powered by data from FE fundinfo

Sector Breakdown (31 Jul 2024)

Rank	Sectors	%
1	Consumer Discretionary	23.31
2	Financials	21.36
3	Industrials	9.48
4	Consumer Staples	8.32
5	Technology	6.45
6	Energy	6.28
7	Utilities	5.97
8	Real Estate	5.44
9	Health Care	5.10
10	Others	8.29



Powered by data from FE fundinfo

Top Holdings (31 Jul 2024)

Rank	Largest Holdings	%
1	HSBC Holdings PLC	5.87
2	Unilever PLC	4.98

Schroder UK Multi-Cap Income Z Acc

Rank	Largest Holdings	%
3	3i Group PLC	4.58
4	RELX PLC	4.23
5	Shell PLC	4.17
6	GSK PLC	3.79
7	Rio Tinto PLC	3.76
8	Softcat PLC	3.20
9	Legal & General Group PLC	3.01
10	Dunelm Group PLC	2.91