

HSBC FTSE All World Index C Acc

What is the Fund's objective?

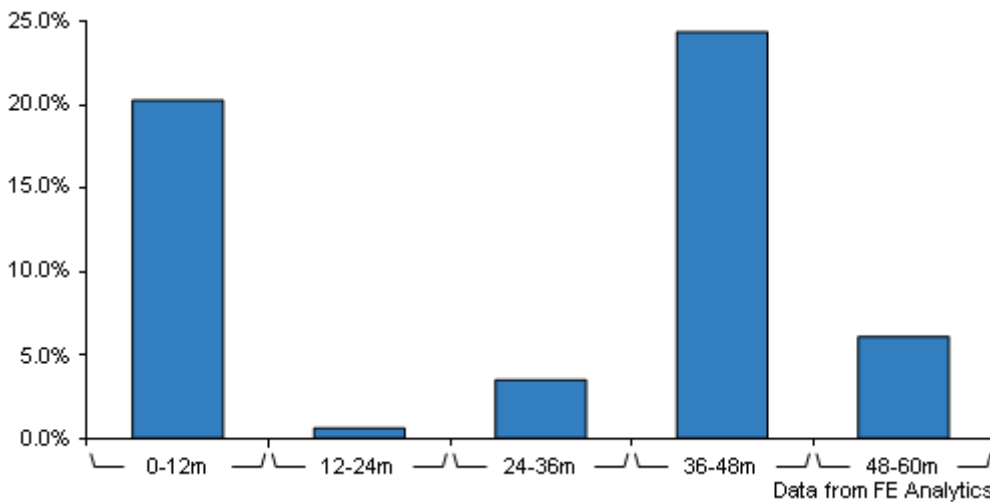
The Fund aims to provide growth over the long term, which is a period of 5 years or more, by tracking the performance of the FTSE All-World Index (the "Index").

Cumulative Performance



	3m	6m	1yr	3yrs	5yrs
HSBC FTSE All World Index C Acc	+1.2	+5.4	+20.3	+25.2	+65.2

Discrete Performance



	0-12m	12m-24m	24m-36m	36m-48m	48m-60m
HSBC FTSE All World Index C Acc	+20.3	+0.6	+3.5	+24.4	+6.1

All prices in Pence Sterling (GBX) unless otherwise specified. Price total return performance figures are calculated on a bid price to bid price basis (mid to mid for OEICs) with net income (dividends) reinvested. Performance figures are shown in Pound Sterling (GBP).

Benchmark	n/a
Asset Class	Equity
Launch Date	25-Jul-2014
Fund Size	£4,192.3m / \$5,531.4m (23-Aug-2024)

How does FE fundinfo rate this fund?

FE fundinfo Passive Rating	
Risk Score	98

Investment Details

Initial Charge	0.00%
Annual Charges	0.10%
Note to charges	Initial Charges: max.;
Minimum Initial Investment	£ 1,000,000
Minimum Additional Investment	£ 1,000
Dividend Policy	May 16 (Final)

Prices

Unit Type	ACC
Mid	299.00(GBX)
Price Date	23 Aug 2024
Yield	1.61

Codes

Citicode	KLDQ
SEDOL	BMJJJF9
ISIN	GB00BMJJJF91

Contact Details

Address 8 Canada Square, Canary Wharf, London, E14 5HQ

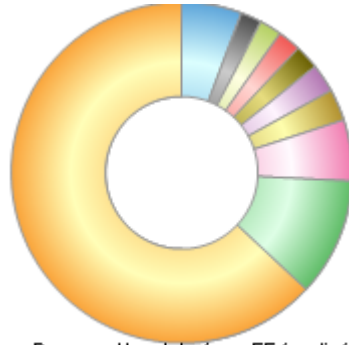
Telephone numbers 080 0358 3011 (Main Number)

Website www.assetmanagement.hsbc.co.uk

HSBC FTSE All World Index C Acc

Asset Allocation (30 Jun 2024)

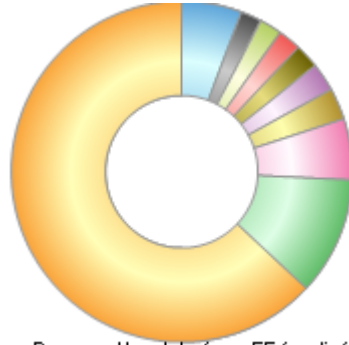
Rank	Asset Classes	%
1	US Equities	63.10
2	International Equities	11.22
3	Japanese Equities	5.78
4	Chinese Equities	2.95
5	UK Equities	2.74
6	Indian Equities	2.25
7	Canadian Equities	2.15
8	Others	2.11
9	French Equities	2.01
10	Others	5.69



Powered by data from FE fundinfo

Regional Breakdown (30 Jun 2024)

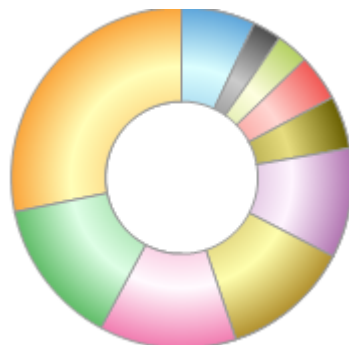
Rank	Regions	%
1	United States	63.10
2	Other Locations	11.22
3	Japan	5.78
4	Mainland China	2.95
5	United Kingdom	2.74
6	India	2.25
7	Canada	2.15
8	Cash & Others	2.11
9	France	2.01
10	Others	5.69



Powered by data from FE fundinfo

Sector Breakdown (30 Jun 2024)

Rank	Sectors	%
1	Technology	28.19
2	Financials	13.92
3	Consumer Discretionary	13.04
4	Industrials	12.18
5	Health Care	10.39
6	Consumer Staples	5.03
7	Energy	4.42
8	Basic Materials	3.13
9	Utilities	2.73
10	Others	6.97



Powered by data from FE fundinfo

Top Holdings (30 Jun 2024)

Rank	Largest Holdings	%
1	Microsoft Corp	4.36
2	Apple Inc	4.01

HSBC FTSE All World Index C Acc

Rank	Largest Holdings	%
3	NVIDIA Corp	3.85
4	Alphabet Inc	2.58
5	Amazon.com Inc	2.35
6	Meta Platforms Inc	1.45
7	Eli Lilly & Co	1.01
8	Broadcom Inc	0.96
9	Taiwan Semiconductor Co Ltd	0.94
10	JPMorgan Chase & Co	0.76