



Aegon Sustainable Diversified Growth B Acc

What is the Fund's objective?

The investment objective is to deliver a total return (capital growth plus income, gross of fees) that exceeds the UK Consumer Prices Index (CPI) by at least 3% per annum, gross of fees, over any five-year period. By investing in the Fund, capital is at risk. There is no guarantee that the Fund will deliver positive returns over this, or any, time period.

Cumulative Performance



	3m	6m	1yr	3yrs	5yrs
 Aegon Sustainable Diversified Growth B Acc	+0.2	+4.4	+15.5	-11.0	+8.1
 IA Mixed Investment 40-85% Shares	+1.4	+4.4	+17.2	+6.9	+27.0
Rank within sector	201 / 222	110 / 220	169 / 216	197 / 198	171 / 173
Quartile	4	2	4	4	4

Fund Information

Sector	IA Mixed Investment 40-85% Shares
Asset Class	Mixed Asset
Launch Date	30-Jul-2010
Fund Size	£728.8m / \$945.7m (30-Sep-2024)
Fund Manager	Colin Dryburgh Gareth Gettinby

How does FE fundinfo rate this fund?

FE fundinfo Crown Rating	
Risk Score	70

Investment Details

Initial Charge	0.00%
Annual Charges	0.50%
Note to charges	n/a
Minimum Initial Investment	£ 500
Minimum Additional Investment	£ 100
Dividend Policy	Feb 01, May 01, Aug 01 (Final), Nov 01

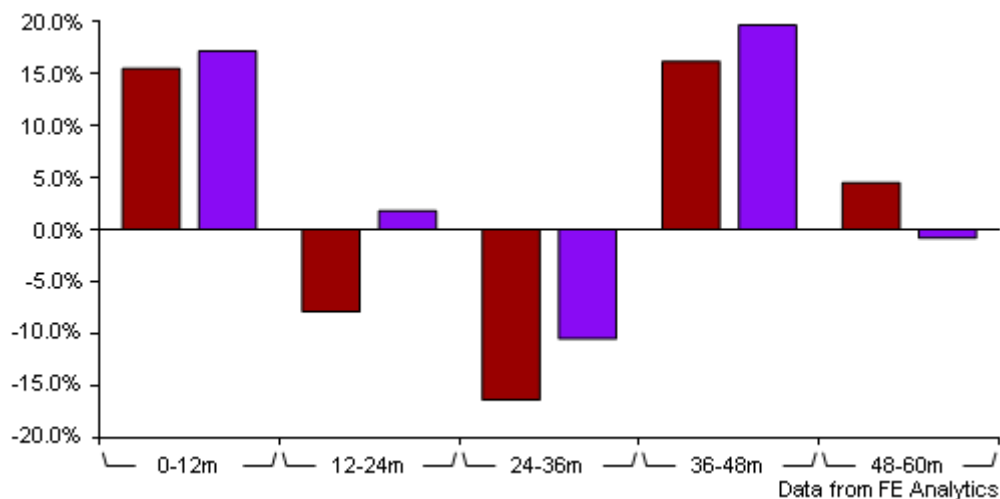
Prices

Unit Type	ACC
Mid	177.07(GBX)
Price Date	31 Oct 2024
Yield	3.45

Codes

Citicode	JZM1
SEDOL	B625LX4
ISIN	GB00B625LX43

Aegon Sustainable Diversified Growth B Acc



	0-12m	12m-24m	24m-36m	36m-48m	48m-60m
Aegon Sustainable Diversified Growth B Acc	+15.5	-7.9	-16.4	+16.2	+4.5
IA Mixed Investment 40-85% Shares	+17.2	+1.8	-10.5	+19.7	-0.8
Rank within sector	169 / 216	204 / 205	180 / 198	150 / 185	26 / 173
Quartile	4	4	4	4	1

All prices in Pence Sterling (GBX) unless otherwise specified. Price total return performance figures are calculated on a bid price to bid price basis (mid to mid for OEICs) with net income (dividends) reinvested. Performance figures are shown in Pound Sterling (GBP).

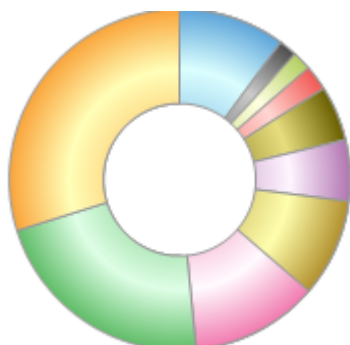
Contact Details

Address	3, Lochside Crescent, EDINBURGH, EH12 9SA
Telephone numbers	8003583009 (Main Number)
Website	www.aegonam.com

Aegon Sustainable Diversified Growth B Acc

Asset Allocation (30 Sep 2024)

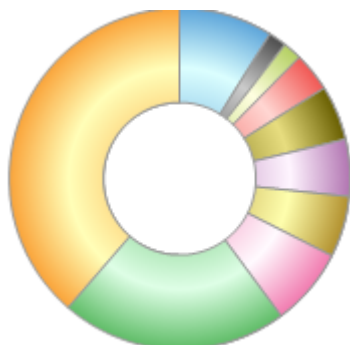
Rank	Asset Classes	%
1	UK Equities	29.80
2	UK Fixed Interest	21.66
3	US Fixed Interest	12.14
4	US Equities	9.32
5	Money Market	5.79
6	Japanese Equities	5.20
7	Dutch Fixed Interest	2.44
8	Irish Equities	1.80
9	Swiss Equities	1.71
10	Others	10.14



Powered by data from FE fundinfo

Regional Breakdown (30 Sep 2024)

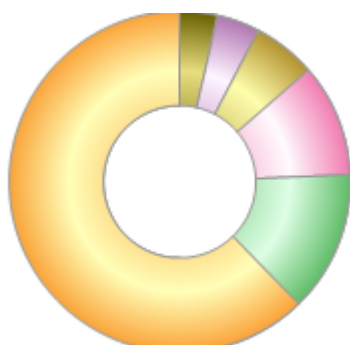
Rank	Regions	%
1	UK	38.68
2	USA	21.47
3	Guernsey	7.39
4	Not Specified	5.77
5	Jersey	5.39
6	Japan	5.20
7	Netherlands	3.69
8	Ireland	1.80
9	Switzerland	1.71
10	Others	8.90



Powered by data from FE fundinfo

Sector Breakdown (30 Sep 2024)

Rank	Sectors	%
1	AA	26.10
2	Cash & Cash Equivalent	5.60
3	BBB	4.50
4	B	2.50
5	BB	1.70
6	NR	1.50



Powered by data from FE fundinfo

Top Holdings (30 Sep 2024)

Rank	Largest Holdings	%
1	TSY 1 1/4% 2027 I/L 1.25% 22/11/2027 IDX 3MO	4.09
2	TSY 0 1/8% 2029 I/ 0.125% 22/03/2029 IDX 3MO	4.09

Aegon Sustainable Diversified Growth B Acc

3	TSY 0 1/8% 2028 1/ 0.125% 10/08/2028 IDX 3MU	4.01
4	US TREASURY N/B 2.875% 31/07/2025	3.51
5	3I INFRASTRUCTURE PLC	2.89
6	TSY 4 1/8% 2030I/L 4.125% 22/07/2030 IDX 8MO	2.76
7	INTERNATIONAL PUBLIC PARTNER	2.65
8	HICL INFRASTRUCTURE PLC	2.61
9	US TREASURY N/B 4.125% 31/01/2025	2.57
10	US TREASURY N/B 4.625% 28/02/2025	2.57